



PENN
TOWNSHIP

LANCASTER COUNTY, PA

2015 BUDGET

ADOPTED BY THE BOARD OF SUPERVISORS ON
MONDAY, DECEMBER 22, 2014



PENN TOWNSHIP

LANCASTER COUNTY, PA

December 22, 2014

Dear Township Citizens:

On behalf of the Penn Township Board of Supervisors and the entire staff, I am pleased to present the 2015 Fiscal Budget. As in years past, this budget reflects our commitment to effectively and efficiently provide a broad range of health and safety services, responsibly maintain and improve our infrastructure, protect and preserve our environment and natural resources, balance and manage appropriate rates of residential and commercial growth and development, and embrace our organizational mission to preserve and respect our past while building and sustaining a better long-term future for our community.

Like many communities faced with growth pressures and the task of attempting to effectively manage these growth pressures, the Township continues to find itself in the challenging position of attempting to properly balance the diversity of perspectives and expectations for the type and range of services within our community. While difficult and at times emotionally driven, it is ultimately important to remember that this challenge is not unique to Penn Township; it is a challenge that has been faced by many municipalities in Lancaster County, in the Commonwealth of Pennsylvania, and throughout this country. It is a challenge that all communities face at one point or another in their evolution and response to what truly is unavoidable change.

The 2015 Budget incorporates no millage rate increase or increases in the various user fees charged by the Township.

For the third year in a row, revenues realized exceeded expenses and it appears that the structural deficit that existed in the general fund during the economic downturn has been eliminated. This reality has enabled the Township to not only add to its unallocated general fund balance but also transfer monies to the Township's various special purpose funds to pre-fund future capital expenses; an important point recognizing the ebbs and flows and sometimes unpredictability in the Township's cash flows and paramount to the Township's ability to maintain its strong long-term bond credit rating from Standard & Poor's of A+/stable outlook. Other accomplishments and positive outcomes in 2014 included the following:

- Development of a Source Water Protection Plan (SWPP) for the public drinking water sources of the Northwestern Lancaster County Authority (NWLCA) in cooperation with Manheim Borough Authority and the Pennsylvania Department of Environmental Protection;
- Commencement of the design and permitting process relative to the signalization of the Fruitville Pike, Temperance Hill Road, and Holly Tree Road Intersection;
- Operationalized an additional well source for the NWLCA public water system;
- Preservation of 58.67 acres of prime agricultural lands in partnership with the Lancaster County Agricultural Preserve Board; also, resulted in the banking of an additional 29

- transferable development rights (TDRs);
- Sale of 28 TDRs resulting in revenues of \$84,000.00, which is available for reinvestment to preserve additional agricultural and natural lands;
- Completion of a comprehensive annual road improvement program, which included the multi-year roadway improvement project on Elm Road, the replacement of one of two existing culverts on Bucknoll Road, and the installation of a three-way stop intersection at Bucknoll Road and Holly Tree Road, which has dramatically improved safety at this intersection;
- Completion of the required 7 year review of the Township's Agricultural Security Area;
- Adoption of a new Township Storm Water Management Ordinance consistent with the County's recently adopted Act 167 Plan; and
- Operationalized the Penn Industrial Development Authority in July 2014; transactions that closed in 2014 included the York JCC Project (\$4,250,000.00 loan) and two Next Generation Farmer Loans (\$850,000.00 cumulative loan amount).

While not all inclusive, some of the goals and objectives for 2015 include the following:

- Development of a multi-year organizational strategic plan for the Township in cooperation with the SCORE Lancaster;
- Adoption of the Transportation Improvement Program/Plan. In conjunction with this, consideration of the adoption of a Traffic Impact Fee program consistent with state enabling legislation;
- Implementation of a web-based performance analytics system to track and manage the Township's performance using Key Performance Indicators (KPIs). System also provides the capability to benchmark the Township's performance against that of like communities, self-established targets, and industry standards;
- Development of performance-based employee compensation system;
- Adoption of the Source Water Protection Plan for NWLCA's water sources;
- Completion of the Doe Run Road/South Penryn Road Water Line Extension Project in conjunction with the planned intersection project;
- Continued expansion of the work of the Penn Industrial Development Authority;
- Continuation of the partnership with Lancaster County Agricultural Preserve Board and Lancaster Farmland Trust to preserve prime agricultural lands within the Township;
- Adoption of the new federal Flood Insurance Rate Maps (FIRMs) and conduct of the associated public outreach program;
- Continue to work cooperatively work with the Manheim Central Region to address the flooding in Manheim Borough and the surrounding townships;
- Begin work on the required Chesapeake Bay Pollution Reduction Plan (PRP) consistent with the obligations of the Township's forthcoming National Pollution Discharge Elimination System (NPDES) Permit; and
- Continuation on work to ensure that the Township's land use ordinances support and enable desired private investment within the Township, which is consistent with the Manheim Central Region Comprehensive Plan.

The budget consists of the following operating, special purpose, and reserve funds:

Fund 01 GENERAL FUND

Fund 04 PARKS AND RECREATION FUND

Fund 05 STORM WATER MANAGEMENT FUND

Fund 09 SEWER AND WATER FUND

Fund 18 AGRICULTURAL PRESERVATION FUND

Fund 19 STREET IMPROVEMENT FUND

Fund 30 CAPITAL RESERVE FUND

Fund 35 HIGHWAY AID FUND

In addition to the respective fund budgets, the budget incorporates a number of supplemental items, which are intended to provide a better and more comprehensive understanding to the reader. Such supplemental items include: narratives for the General Fund and Sewer and Water Fund (the Township's two primary operating accounts); a breakdown of the tax liability of Penn Township residents; comparative charts articulating recent revenue, expenditure, and fund balance trends; and a debt review statement. We are hopeful that these supplemental items will provide a more comprehensive understanding as to the operations and financial position of your Township.

It is our belief that a budget represents one of the Township's most fundamental policy documents and as such should be able to communicate a clear and transparent policy direction so that various constituents have the necessary information to engage themselves in their local government. As such, we commit to continuing to build the content and resource of this document in the future.

If you have any questions regarding the 2015 budget or have additional questions or concerns relative to any other matter, please do not hesitate to contact me at (717) 665-4508 or via email at dkratzer@penntwplanco.org. Thank you and we look forward to another productive year.


Respectfully submitted,

David W. Kratzer, Jr.

David W. Kratzer, Jr.
Township Manager

Penn Township, Lancaster County

Your Real Estate Tax Dollars



	Township	School District¹	County	Total
	7.92%	75.65%	16.44%	100.00%
Millage Rate	(1.8000 mills)	(17.1848 mills)	(3.735 mills)	(22.7198 mills)
Average Residential Tax Bill	\$259.68	\$2,479.23	\$538.84	\$3,277.76
Average Residential Assessment = \$144,269.00				
Average Commercial/Industrial Tax Bill	\$1,044.26	\$9,969.62	\$2,166.83	\$13,180.71
Average Commercial/Industrial Assessment = \$580,142.00				
Average Agricultural Tax Bill	\$569.01	\$5,432.44	\$1,180.70	\$7,182.16
Average Agricultural Assessment = \$316,119.00				
Data Source: Lancaster County Assessment Office, 2014 3 rd Quarter Data				
Notes: ¹ Reflects 2014-2015 Tax Rate				



Fund 01

General Fund

THE FOLLOWING HAS BEEN PREPARED TO PROVIDE ADDITIONAL INFORMATION AND GUIDANCE TO THE PUBLIC, BOARD OF SUPERVISORS, TOWNSHIP STAFF, AND OTHER INTERESTED PARTIES. WHILE NOT ALL-INCLUSIVE, THE FOLLOWING PROVIDES CONTEXT TO MOST ANTICIPATED REVENUES AND EXPENDITURES IN THE TOWNSHIP'S GENERAL FUND FOR 2015. THIS DOCUMENT SHOULD BE REVIEWED IN CONJUNCTION WITH THE COMPLETE FUND BUDGET. IF YOU HAVE ADDITIONAL QUESTIONS, PLEASE CONTACT THE TOWNSHIP MANAGER AT (717) 665-4508 OR VIA EMAIL AT DKRATZER@PENNTWPLANCO.ORG.

General Fund (Fund 01)

Line Item Narratives

PAYROLL WITHHOLDINGS

222.00. Health Insurance Premium Contributions Withheld. Bi-weekly employee payroll deductions for medical insurance provided by the Township; current contributions are \$50.00 per pay for family coverage and \$25.00 per pay for single coverage.

REVENUES AND OTHER FINANCING SOURCES (Not all inclusive)

300.06. Streetlight User Charges. Payments from residents of the Township who live in residential subdivisions where street lights are installed; quarterly payment amounts vary by streetlighting district as the amount due is dependent on the number of streetlights, type of streetlights installed (operational costs vary based on type), and the total number of properties, which benefit from lighting. User charge reflects the total charge assessed by PPL Electric Utilities. No increase in user charges is factored into the budgeted figure.

301. Real Property Taxes

301.10. Real Estate Taxes. Current year's levy on taxable real property is based on total taxable assessed valuation of \$627,262,500 (2014- \$621,314,200) projected by the Lancaster County Board of Assessment. The 2014 millage rate was 1.80 mills, which equates to a tax liability of \$180.00 per \$100,000.00 of assessed real estate value. The proposed budget does not incorporate an increase in the millage rate. A collection ratio of approximately 95% is assumed. Bills are mailed by the Lancaster County Treasurer's Office in March of each year and are due by June 30th of each year. A discount in the amount of 2.00% is provided for payments made through April 30th. Payment after June 30th is subject to a penalty of 10.00%. Accounts delinquent as of January 15th of the subsequent year are turned over to the Lancaster County Tax Collection Bureau for collection.

301.20. Real Estate Taxes-Prior/Delinquent. Delinquent real estate taxes collected and distributed by the Lancaster County Tax Collection Bureau. 2015 is assumed to be generally consistent with 2014.

301.60. Real Estate Taxes-Interim. Interim taxes represent the income derived from the value of real estate added to the tax roll and the increased value of recently improved properties. 2015 is assumed to be generally consistent with 2014.

310. Local Tax Enabling Act

310.10. Real Estate Transfer Tax. 1/2% per cent tax on real estate transfers. 2015 is assumed to be generally consistent with 2014.

310.21. Earned Income Tax. 1/2% percent tax paid on income earned by residents of the Township. Earned income tax revenues continue to fluctuate as a result of the continued economy recovery and the collection and distribution changes resulting from Act 32. The budgeted figure is based on projections provided by the Lancaster County Tax Collection Bureau; these projections are based on recent historical experience.

310.51. Local Services Tax. \$52.00 annual tax imposed on workers within Penn Township making over \$12,000 annually. Statue requires that at least 25% of this tax revenue be used to fund emergency services. 2014 represented the 3rd year in which the tax was levied. Revenue projections may be unstable at this point due to the continued need for employer and individual taxpayer education. This tax is currently collected by the Lancaster County Tax Collection Bureau (LCTCB). It is anticipated that LCTCB will continue to be aggressive in compliance efforts in 2015. Despite this, 2015 is assumed to be generally consistent with 2014.

321. Business Licenses and Permits

321.80. Cable Television Franchise. Income derived from a 5% franchise surcharge paid by Blue Ridge Cable customers on applicable revenues of Blue Ridge Cable. The franchise surcharge is paid quarterly by Blue Ridge Cable. The current franchise agreement extends through December 31, 2018. 2015 is assumed to be generally consistent with 2014.

354. State Capital and Operating Grants

354.04. Sewage Facilities Act Enforcement. Historically, the Commonwealth of Pennsylvania has provided funds to help offset the costs of the Township's enforcement efforts. The Commonwealth has discontinued this subsidy; therefore, no receipts are anticipated in 2015.

355. State Shared Revenue and Entitlements

355.01. Public Utility Realty Tax. Tax levied by the Commonwealth of Pennsylvania on certain entities furnishing utility services regulated by the Public Utility Commission. The Commonwealth imposes the tax on the real estate of certain public utilities in lieu of these entities being subject to local real estate tax and distributes the local realty tax equivalent to local taxing authorities. 2015 is assumed to be generally consistent with 2014.

355.04. Alcoholic Beverages Licenses. Portion of the annual retail liquor license fees collected by the Pennsylvania Liquor Control Board. 2015 is assumed to be generally consistent with 2014.

355.05. General Municipal Pension System State Aid. 2015 is assumed to be generally consistent with 2014. Subsidy is funded through a Commonwealth-imposed surcharge on casualty insurance policies sold by out-of-state insurance companies and used to fund or offset the Minimum Municipal Obligations of the Township employee pension plans.

355.07. Foreign Fire Insurance Premium Tax. Subsidy is funded through a Commonwealth-imposed surcharge on fire insurance policies sold by out-of-state insurance companies. The allocation is calculated using the population and market value of the real estate of Penn Township. Funds are simply passed through the Township to the Volunteer Relief Associations of the Manheim and Penryn Fire Departments. Currently, 75% of the allocation is distributed to Penryn Fire Company with the remaining 25% being distributed to Manheim Fire Department. 2015 is assumed to be generally consistent with 2014.

358. Local Government Units Shared Payments for Contracted Intergovernmental Services

358.50. IGCA Sponsorship Fees. Penn Township is the lead governmental sponsor of the Power and Energy Purchase Program administered by Benchmark Energy Solutions, Inc. in the PPL Electric and UGI service territories. In exchange for sponsorship, a sponsorship fee is charged to program participants and is payable to Penn Township. In 2015, a temporary freeze on sponsorship fees is anticipated.

361. General Government Charges for Services

361.31. Preliminary and Final Subdivision and Land Development Application Fees. These are fees charged by the Township for processing subdivision and land development applications.

361.32. Review Fees. Reflects reimbursable in-house staff review fees per the Pennsylvania Municipalities Planning Code (MPC). The budgeted figure assumes 42 hours of review time at \$60.00 per hour. Prior to 2013, this line item included escrowed monies to pay external consultants for reimbursable engineering and legal review fees per the MPC. These monies have now been segregated in a separate escrow fund.

361.341. Conditional Use Hearing Fees. Fee is paid for the conduct of a conditional use hearing before the Board of Supervisors. Per hearing fee is \$600.00. The budgeted figure assumes the submission of 2 conditional use applications in 2015, which is generally consistent with recent history.

362. Public Safety

362.10. Special Police Services. Reflects the amount payable by the Manheim Auto Auction for the use of 2 police officers on sale days (\$223,596.98).

362.11. Police Reports- Copies. No budgeted figure due to the regionalization of the police services (Northern Lancaster County Regional Police Department).

362.14. School Crossing Guards. No budgeted figure due to crossing guards being employed by the Northern Lancaster County Regional Police Department (NLCRPD). NLCRPD receives partially reimbursement directly from the Manheim Central School District.

362.41. Building Permit Fees. Fees charged for permitted activities regulated by the Pennsylvania Uniform Construction Code. 2015 is assumed to be generally consistent with 2014.

361.44. Sewage Permits (SEO) Fees. Fees charged for permitted activities regulated by the Pennsylvania Sewage Facilities Act. Activity in 2015 is assumed to be generally consistent with 2014.

372. Electric System

372.56. Sale of Solar Alternative Energy Credits/PPL Over-Production Cashout. The Township is the owner of 2 solar PV systems. For each 1,000 kWh generated by the systems, a Solar Alternative Energy Credit is created. The credits are saleable to regulated public utilities to meet their requirements under the Commonwealth of Pennsylvania's Alternative Energy Portfolio Standard Act (2004).

380.10. Insurance Dividends. The Township is a member of a number of governmental self-insurance fund cooperatives (Intergovernmental Insurance Cooperative- Medical; Susquehanna Municipal Trust- Workers' Compensation; and Municipal Risk Management- Property and Liability). In circumstances where the Township's claims and Trust's claims are less than the premiums paid, excess premiums are returned to the Township in the form of dividends. Figure for 2015 has been reduced from 2014 actuals to account for the Township's increased claim experiences in the Intergovernmental Insurance Cooperative and Susquehanna Municipal Trust during recent years.

387. Contributions and Donations from Private Sources

387.10. General Contributions and Donations. The budgeted figure accounts largely for the Payment In-Lieu of Taxes from Pleasant View Retirement Community. Payment is per the terms and conditions of the Agreement between the Township and Pleasant View Retirement Community dated January 19, 2010.

387.11. MAA Host Fee. Annual host fee payment due from the Manheim Auto Auction per the terms and conditions of the Agreement between the Township and the Auction dated November 1, 1995.

392. Interfund Operating Transfers

392.09. Transfer from Sewer and Water Fund. Consists of reimbursement from the Sewer and Water Fund for the annual payments of Sewer and Water-related debt service payments (\$741,165.00 in 2015) and reimbursement of a percentage of salary or wage (\$48,256.27) of the Township Manager (25%), Administrative Assistant (50%), and the Building Inspector (10%) for services rendered in managing and performing operational services related to the management, operation, maintenance, and inspection of the Northwestern Lancaster County Authority's public water and wastewater systems.

EXPENDITURES (Not all inclusive)

400. Legislative

400.05. Supervisors Salaries. Each member of the Board of Supervisors is paid \$2,500.00 per year consistent with Section 606 of the Second Class Township Code. \$2,500.00 per year is the maximum amount permitted for Township Supervisors serving a Township with a population between 5,000 and 9,999.

400.42. Dues, Subscriptions, and Memberships. Consists of memberships to Pennsylvania State Association of Township Supervisors (PSATS) and Lancaster County Association of Township Supervisors (LCATS). Allocation in 2015 is consistent with 2014.

400.46. Education and Training. Funds to be used to pay registration fees for members of the Board of Supervisors. Training opportunities include the Annual PSATS Convention, LCATS events, etc. Allocation in 2015 is consistent with 2014 allocation.

402. Financial Administration

402.05. Elected Auditors. Each member of the Board of Auditors is paid \$100.00 per year. The primary role of the elected Board of Auditors is to establish the compensation to be paid to elected Supervisors employed by the Township.

402.31. Professional Auditing Services. In accordance with the provisions of Section 917 of the Second Class Township Code, the Township engages a firm of certified professional accountants to audit and assist in the preparation of the annual Township's annual financial statement. The budgeted figure in 2015 is consistent with the proposal for 2015 received from Maher Duessel, the Township's current CPA firm. 2015 allocation reflects an increase of approximately 3% from 2014.

402.45. Payroll Processing Services. The Township engages AD Computer to process its bi-weekly payroll and prepare and submit required tax filings. 2015 allocation is consistent with projected 2014 experience.

403. Tax Collection

403.31. Tax Collection. Township and County property taxes are reflected on a single bill mailed in the spring of each year. The Lancaster County Treasurer's Office is the current tax collector for Penn Township. Annual allocation reflects the mailing costs for these spring tax bills. Bills are printed by the County at no cost to the Township. The County is currently paid \$0.75 per payment for collection and remittance services.

404. Solicitor/Legal Services

404.31. General Solicitor/Legal Expenses. Primarily consists of fees paid to the Township Solicitor for services rendered in accordance with the firm's annual fee schedule. Current Township Solicitor is

Josele Cleary, Esq. from Morgan, Hallgren, Crosswell, and Kane. 2015 allocation is reduced to be generally consistent with 2014 experience.

405. Administration

405.12. Administration Salary and Wages. Consists of the salary and wages for the Township Manager, two (2) Administrative Assistants, a part-time intern, and Recording Secretary for the Planning Commission. All employees are paid hourly with the exception of the Township Manager. Budget reflects a 2.0% increase for full-time employees. 50% of one (1) of the Administrative Assistant's wage and 25% of the Township Manager's salary is paid from the Sewer and Water Fund recognizing the administrative and management services provided to the Northwestern Lancaster County Authority.

405.194. Unemployment Compensation. The Township is a member of PSATS Unemployment Compensation Trust. In 2015, based on a 3 year claims to contributions percentage, the Township's required contribution rate is 2.25%. This is a reduction from last year's required contribution of 4.25%. In accordance with PA Act 60 of 2012, the taxable base wage for 2015 has increased from \$8,750.00 to \$9,000.00. Per the legislation, increases in the taxable base wage are anticipated through 2018.

405.196. Health Insurance. Line item includes costs for medical insurance, dental insurance, and vision insurance. The Township is a member of the Intergovernmental Insurance Cooperative (IIC) consisting of municipalities and municipal entities in Lancaster and York Counties. The IIC is a self-insured medical insurance pool and provides the respective benefits of both a self-insured and fully-insured product by providing the opportunity for both premium dividends in good claim years (based on Township and pool's claims performance) and the certainty of a known maximum cost for employee medical costs. Dental and vision insurance are purchased through the Township's participation in the Pennsylvania Municipal Health Insurance Cooperative (PMHIC). Participation in PMHIC provides a mechanism to leverage the purchasing power of Pennsylvania's largest municipal health insurance cooperative.

405.28. Newsletters. Covers the anticipated cost to print and mail one (1) newsletters in 2015. Beginning 2013, the Township converted to mostly e-Newsletters, which will be published quarterly and available via email, on the webpage, and via Facebook.

405.42. Dues, Subscriptions, and Memberships. Includes the anticipated costs for membership to the International City/County Management Association (ICMA), National Notary Association (including notary insurance), and Association for Pennsylvania Municipal Management (APMM), and subscription to Lancaster Newspapers, Pennsylvania Bulletin, and PSAT's Township News.

405.46. Education and Training. Funds to be used to pay registration fees for Management and Administrative staff to attend various training sessions. Training opportunities include the Annual PELRAS Conference, PSATS and LCATS events, APMM events, and ICMA events.

406. Other General Government Administration

406.49. Ordinance Codification. Intended to cover the anticipated costs to have Keystate Publishers update the Township's Code of Ordinance to reflect enactments after the initial publication of the Code.

407. Data Processing

407.28. General Software/Hardware. Includes monthly lease charges for DocSTAR and Toshiba Multi-Function Copier; costs for miscellaneous software; funds to replace a number of desktop computers as a

407.37. IT Repairs, Maintenance & Service Agreements. Includes the costs of 2 licenses for ESRI's ArcGIS; service agreements for DocSTAR, CivicPlus, NEOPOST Postage Machine, and Toshiba Multi-Function Copier; and as-need repair costs for phones and IT equipment.

408. Engineering Services

408.313. Master Plan/Building Conditions Report. Allocation is based on proposal received from Hammel Associates Architects, LLC. Project involves interior space planning and design related to the Administration office and review of the present conditions of roofing, HVAC, plumbing, and electrical systems. Effort is being undertaken to inform future capital planning.

408.313. General Engineering Services. Consists of fees paid to the Township Engineer for services rendered in accordance with the firm's annual fee schedule. Current Township Engineer is Brent E. Lied, PE, from Becker Engineering.

408.319. Sewage Enforcement Services. Consists of fees paid to the Township Sewage Enforcement Officer for services rendered in accordance with the firm's annual fee schedule. Current Township Sewage Enforcement Officer is Len Spencer, SEO from Spencer SEO Services. The majority of these costs are covered by user fees.

408.49. Amendments to SLD/Zoning Ordinances. Covers the process costs for miscellaneous amendments/updates to the Township's land use ordinances.

410. Police

410.52. State Dog Law Enforcement Costs. The Northern Lancaster County Regional Police Department (NLCRPD) has certain defined enforcement responsibilities under Pennsylvania's State Dog Law. NLCRPD currently maintains a temporary, licensed kennel at their headquarters in Clay Township. To satisfy a portion of NLCRPD's enforcement responsibilities, NLCRPD contracts with Critter Catchers. In circumstances where the dog owner cannot be determined within 48 hours, stray dogs are taken by Critter Catchers to the Lancaster SPCA and the costs for the services rendered by Critter Catchers become the responsibility of NLCRPD. In turn, NLCRPD bills the municipalities where the dog was picked up to reimburse these costs. In circumstances where the dog owner can be determined, all costs are borne by the dog owner.

410.55. Northern Lancaster County Regional Police Department. Represents the Township's share of the costs to fund the operations of NLCRPD in 2015. The Township's current share is 41% of NLCRPD's annual budget.

411. Fire/Ambulance

411.540. Penryn Fire Co. Contribution. Represents the Township's annual contribution to Penryn Fire Company to assist with funding the costs of volunteer fire coverage.

411.541. Manheim Fire Co. Contribution. Represents the Township's annual contribution to Manheim Fire Company to assist with funding the costs of volunteer fire coverage.

411.542. Manheim Memorial Ambulance Co. Contribution. Represents the Township's annual contribution to the Manheim Memorial Ambulance Company to assist with funding the costs of volunteer services.

411.543. Foreign Fire Insurance. Pass through of the subsidy funded through a Commonwealth-imposed surcharge on fire insurance policies sold by out-of-state insurance companies. The allocation is calculated using the population and market value of the real estate of Penn Township. Funds are simply passed through the Township to the Volunteer Relief Associations of the Manheim and Penryn Fire Departments. Currently, 75% of the allocation is distributed to Penryn Fire Company with the remaining 25% being distributed to Manheim Fire Department. 2015 is assumed to be generally consistent with 2014.

411.700. Fire Department Capital Purchases Escrow. Internal fund set aside for purpose of assisting with fire departments' capital equipment purchases.

413. Uniform Construction Code (UCC) and Code Enforcement

413.42. Dues, Subscriptions, and Memberships. Includes the anticipated costs for membership to the Pennsylvania Association of Building Code Officials, Lancaster County Code Association, and Pennsylvania Association of Sewage Enforcement Officers.

414. Planning and Zoning

414.10. Planning Commission Stipend. Consists of the \$25.00 per meeting stipend paid to members of the Penn Township Planning Commission. Planning Commissioners must be present at the meeting to receive the stipend. \$25.00 per meeting x 5 Planning Commissioner x 12 monthly meetings = \$1,500.00

414.11. Zoning Hearing Board Stipend. Consists of the \$40.00 per meeting stipend paid to members of the Penn Township Zoning Hearing Board. Members must be present at the meeting to receive the stipend. \$40.00 per meeting x 5 Members x 12 monthly meetings = \$2,400.00

414.12. Planning and Zoning Salary and Wage. Consists of the salary and wage for the Director of Community Development and Public Outreach and the Zoning and Code Enforcement Officer. The Director of Community Development and Public Outreach is salaried position. Budget reflects a 2.0% increase for full-time employees. In addition to being offset by zoning and building permit fees, 10% of the wage of the Zoning and Code Enforcement Officer is reimbursed by the Sewer and Water Fund for waterline and sewer line inspection services.

414.131. Zoning Hearing Board Solicitor. Money allocated by the Board of Supervisors for the Zoning Hearing Board to appoint and pay a solicitor in accordance Section 907 of the Pennsylvania Municipalities Planning Code. The current Zoning Hearing Board Solicitor is Melvin Newcomer, Esq. from Kluxen & Newcomer.

414.132. Zoning Hearing Board Stenographer. Money allocated by the Board of Supervisors for the Zoning Hearing Board to pay a stenographer. Section 908 (7) of the Pennsylvania Municipalities Planning Code requires stenographic record of hearings to be kept.

414.194. Unemployment Compensation. The Township is a member of PSATS Unemployment Compensation Trust. In 2015, based on a 3 year claims to contributions percentage, the Township's required contribution rate is 2.25%. This is a reduction from last year's required contribution of 4.25%. In accordance with PA Act 60 of 2012, the taxable base wage for 2015 has increased from \$8,750.00 to \$9,000.00. Per the legislation, increases in the taxable base wage are anticipated through 2018.

414.196. Health Insurance. Line item includes costs for medical insurance, dental insurance, and vision insurance.

414.42. Dues, Subscriptions, and Memberships. Includes the anticipated costs for membership to the American Planning Association, Lancaster County Association of Realtors' Commercial and Industrial Council, and Lancaster County Zoning & Building Permit Officials Association.

414.46. Education and Training. Funds to be used to pay registration fees for Planning and Zoning staff to attend various training sessions. Training opportunities include the Annual APA-PA Conference, PSATS and LCATS events, webinars, etc.

430. Highway-General

430.12. Public Works Wages. Consists of the wages for the Public Works Director, Foreman, three (3) Laborers, and an allowance for any seasonal help. All employees are paid hourly. Budget reflects a 2.0% increase for full-time employees.

430.18. Public Works Overtime. The allocation is generally for the purposes of any needed response to snow events. 2015 allocation is generally consistent with recent history.

430.194. Unemployment Compensation. The Township is a member of PSATS Unemployment Compensation Trust. In 2015, based on a 3 year claims to contributions percentage, the Township's required contribution rate is 2.25%. This is a reduction from last year's required contribution of 4.25%. In accordance with PA Act 60 of 2012, the taxable base wage for 2015 has increased from \$8,750.00 to \$9,000.00. Per the legislation, increases in the taxable base wage are anticipated through 2018.

430.196. Health Insurance. Line item includes costs for medical insurance, dental insurance, and vision insurance.

430.46. Education and Training. Funds to be used to pay registration fees for Public Works staff to attend various training sessions. Training opportunities include PSATS events, webinars, specialized certification programs, etc.

430.47. CDL Drug and Alcohol Testing. The Township is a member of WORKNET Occupational Medicine's Random Selection Pool; participation satisfies the Township's obligations under federal law for those possessing Commercial Driver's Licenses. There is no membership fee and costs are only realized for testing when a member of the Township's pool is randomly selected from the larger pool. 2015 is assumed to be consistent with the experiences of prior years.

432. Highway-Snow

432.245. Materials and Supplies. Costs for chains, plow blades, etc. 2015 is reduced reflecting payment for the purchase of salt being made through the State Highway Aid Fund.

432.317. Contracted Services. Allocation available in the event of the need to rent larger equipment or respond with more labor.

433. Highway-Traffic Control Devices

433.245. Materials and Supplies. Allocation can be broken down as follows: \$3,000.00 for line painting; \$1,000.00 for pre-mark (railroad approaches, stop bars, crosswalks, etc.); and \$11,000.00 for posts and high intensity signs (1st 1/3 of street name signage- 3 Year Program).

433.370. Repair and Maintenance Services. Consists of costs to perform twice annually (spring and fall) preventative maintenance at signalized intersections in accordance with requirements of PennDOT's Publication 191 and to make malfunction-driven repairs throughout the year. 2015 is assumed to be generally consistent with prior years.

438. Highway-Roads and Bridges

438.245. Materials and Supplies. Allocation is driven by continued focus and concentration on maintenance of existing infrastructure and increased material costs. Allocation can be broken down as follows: \$30,000.00 for road oil; \$15,000.00 for blacktop; \$6,000.00 for crack sealant; \$30,750.00 for miscellaneous maintenance activities; \$5,000.00 for the spraying of guiderails; \$30,000.00 for bridge guiderail; and \$11,000.00 for a ¼ inch seal coat on Weaver Drive and Troy Drive.

483.30. Non-Uniform Pension Contribution

483.30. Non-Uniform Pension Contribution. Represents the 2015 Minimum Municipal Obligation for the Non-Uniform Pension Plan. MMO is funded through the State Aid Allocation, Mandatory Member Contributions (0.5% of gross wage in 2015), and General Fund monies (if necessary).

484. Workers Compensation Insurance

484.00 SMT Workers' Comp Trust. The Township is a member of the Susquehanna Municipal Insurance Trust (SMT), a self-insured workers' compensation insurance fund. This line item includes the workers' compensation insurance premium for all employees of the Township.

484.195. SWIF- Volunteer Fire. The Township has a statutory obligation to provide for workers' compensation insurance for members of any volunteer fire department domiciled within its boundaries. Penryn Fire Company is the only volunteer fire department located in Penn Township.

492. Interfund Operating Transfers

492.454. Transfer to Park and Rec Fund. Represents the anticipated 2015 costs for the repair and maintenance activities at the Township's three (3) community parks. 2015 is anticipated to be generally consistent with 2014.

IF YOU HAVE ADDITIONAL QUESTIONS, PLEASE CONTACT THE TOWNSHIP MANAGER AT
(717) 665-4508 OR VIA EMAIL AT DKRATZER@PENNTWPLANCO.ORG.

2015 Budget

2015 Budget								
Fund 01 General Fund								
	Prior Year End Balance	\$776,734.68	\$561,786.88	\$561,786.88	\$552,872.34	\$367,579.43	\$358,775.74	\$348,943.67
	PAYROLL WITHHOLDINGS	2015	2014	2014	2014	2013	2012	2011
<u>Account #</u>	<u>Description</u>	<u>Budget</u>	<u>Projected</u>	<u>Actual (as of 11.10.14)</u>	<u>Budget</u>	<u>Actual</u>	<u>Actual</u>	<u>Actual</u>
01.222.00	Health Insurance Premium Contributions Withheld	\$11,700.00	\$11,700.00	\$10,350.00	\$11,700.00	\$11,650.00	\$10,320.00	\$11,712.00
	REVENUES AND OTHER FINANCING SOURCES	2015	2014	2014	2014	2013	2012	2011
<u>Account #</u>	<u>Description</u>	<u>Budget</u>	<u>Projected</u>	<u>Actual (as of 11.10.14)</u>	<u>Budget</u>	<u>Actual</u>	<u>Actual</u>	<u>Actual</u>
01.300.06	Streetlight User Charges	\$22,500.00	\$22,521.00	\$18,150.11	\$22,500.00	\$23,092.60	\$25,282.14	\$22,330.90
01.301.10	Real Estate Taxes	\$1,075,000.00	\$1,085,307.52	\$1,073,862.25	\$1,062,447.82	\$861,688.76	\$849,980.66	\$471,800.20
01.301.20	Real Estate Taxes- Prior/Delinquent	\$8,500.00	\$13,181.43	\$12,749.46	\$7,500.00	\$10,344.13	\$5,711.74	\$9,921.30
01.301.60	Real Estate Taxes- Interim	\$5,000.00	\$7,865.71	\$6,718.72	\$4,000.00	\$5,631.35	\$5,804.68	\$3,444.56
01.301	REAL PROPERTY TAXES	\$1,088,500.00	\$1,106,354.66	\$1,093,330.43	\$1,073,947.82	\$877,664.24	\$861,497.08	\$485,166.06
01.310.10	Real Estate Transfer Tax	\$145,000.00	\$166,249.87	\$162,763.29	\$145,000.00	\$155,577.98	\$148,460.32	\$119,038.45
01.310.21	Earned Income	\$1,030,000.00	\$1,025,660.00	\$836,726.20	\$945,000.00	\$989,027.54	\$1,007,183.77	\$899,501.80
01.310.51	Local Services Tax	\$180,000.00	\$195,000.00	\$153,718.38	\$170,000.00	\$189,433.63	\$129,957.89	\$0.00
01.310	LOCAL TAX ENABLING ACT	\$1,355,000.00	\$1,386,909.87	\$1,153,207.87	\$1,260,000.00	\$1,334,039.15	\$1,285,601.98	\$1,018,540.25
01.321.80	Cable Television Franchise	\$100,000.00	\$100,087.02	\$76,019.40	\$95,000.00	\$96,632.13	\$92,336.06	\$104,337.61
01.322.20	Demolition Permit	\$150.00	\$304.00	\$304.00	\$150.00	\$208.00	\$50.00	\$458.00
01.322.30	Driveway Permit	\$100.00	\$200.00	\$140.00	\$100.00	\$100.00	\$25.00	\$245.00
01.322.82	Street Encroachments	\$300.00	\$180.00	\$180.00	\$300.00	\$775.00	\$330.00	\$430.00
01.322	NON-BUSINESS LICENSES AND PERMITS	\$550.00	\$684.00	\$624.00	\$550.00	\$1,083.00	\$405.00	\$1,133.00
01.331.10	Court-District Magistrate and Common Pleas	\$16,500.00	\$17,427.82	\$13,795.81	\$17,500.00	\$18,541.65	\$19,758.78	\$21,974.31
01.331.12	Violation of Ordinances (e.g. Zoning, Burning, etc.)	\$500.00	\$0.00	\$0.00	\$500.00	\$2,262.95	\$2,106.39	\$1,389.06
01.331.13	State Police Fines	\$6,250.00	\$6,217.88	\$3,378.54	\$8,000.00	\$6,355.28	\$10,138.30	\$9,979.77
01.331.14	Parking Violations	\$150.00	\$110.00	\$110.00	\$250.00	\$230.00	\$0.00	\$220.00
01.331	FINES	\$23,400.00	\$23,755.70	\$17,284.35	\$26,250.00	\$27,389.88	\$32,003.47	\$33,563.14
01.332	Forfeits (including restitution, settlements, sheriff sale proceeds)	\$500.00	\$0.00	\$0.00	\$500.00	\$0.00	\$25.00	\$1,754.29
01.341.01	Interest	\$600.00	\$345.17	\$234.60	\$0.00	\$0.00	\$0.69	\$638.31
01.354.03	FEMA & PEMA Assistance	\$0.00	\$0.00	\$0.00	\$0.00	\$0.00	\$17,519.48	\$0.00
01.354.04	SEO Reimbursement Grant	\$0.00	\$0.00	\$0.00	\$0.00	\$0.00	\$4,518.08	\$3,870.11
01.354.15	Recycling/Act 101	\$8,000.00	\$8,849.00	\$8,849.00	\$6,500.00	\$6,451.00	\$7,441.00	\$13,369.00
01.354	STATE CAPITAL/OPERATING GRANTS	\$8,000.00	\$8,849.00	\$8,849.00	\$6,500.00	\$6,451.00	\$29,478.56	\$17,239.11
01.355.01	Public Utility Realty Tax (PURTA)	\$2,918.24	\$2,918.24	\$2,918.24	\$2,839.13	\$2,839.13	\$2,236.64	\$2,279.73
01.355.04	Alcoholic Beverages Licenses	\$0.00	\$0.00	\$0.00	\$200.00	\$0.00	\$200.00	\$400.00
01.355.05	General Municipal Pension System Aid	\$111,500.00	\$110,608.98	\$110,608.98	\$115,287.80	\$113,732.06	\$89,184.00	\$167,892.92
01.355.07	Foreign Fire Insurance Premium	\$67,000.00	\$66,355.87	\$66,355.87	\$70,000.00	\$70,000.36	\$61,360.95	\$108,867.16
01.355	STATE SHARED REVENUE & ENTITLEMENT	\$181,418.24	\$179,883.09	\$179,883.09	\$188,326.93	\$186,571.55	\$152,981.59	\$279,439.81
01.356.01	Forest Lands	\$12.00	\$12.00	\$12.00	\$12.00	\$12.00	\$12.00	\$12.00
01.356.02	Game Commission Lands	\$2,965.20	\$2,965.20	\$2,965.20	\$2,965.20	\$2,965.20	\$2,965.20	\$2,965.20
01.356	STATE PAYMENTS IN LIEU OF TAXES	\$2,977.20	\$2,977.20	\$2,977.20	\$2,977.20	\$2,977.20	\$2,977.20	\$2,977.20

2015 Budget

2015 Budget								
Fund 01 General Fund								
	REVENUES AND OTHER FINANCING SOURCES	2015	2014	2014	2014	2013	2012	2011
Account #	Description	Budget	Projected	Actual (as of 11.10.14)	Budget	Actual	Actual	Actual
01.358.50	IGCA Sponsorship Fees	\$0.00	\$0.00	\$0.00	\$0.00	\$5,600.47	\$4,101.06	\$5,044.68
01.361.245	Sale of Street Signage	\$100.00	\$0.00	\$0.00	\$100.00	\$0.00	\$87.00	\$0.00
01.361.31	Preliminary and Final Subdivision and Land Dev. App Fees	\$3,500.00	\$5,800.00	\$5,550.00	\$4,000.00	\$7,235.00	\$1,554.35	\$5,844.70
01.361.32	Review Fees (Reimbursement from Applicant)	\$2,520.00	\$2,517.00	\$2,037.00	\$3,000.00	\$2,645.00	\$21,601.93	\$99,959.18
01.361.33	Zoning Permits	\$3,000.00	\$18,905.00	\$14,585.00	\$2,500.00	\$2,736.00	\$3,681.00	\$4,932.00
01.361.34	Zoning Hearing Board Fees	\$4,800.00	\$6,000.00	\$4,200.00	\$4,800.00	\$3,757.43	\$6,500.00	\$6,500.00
01.361.341	Conditional Use Hearing Fees	\$1,200.00	\$2,400.00	\$1,800.00	\$1,200.00	\$600.00	\$1,500.00	\$2,090.00
01.361.342	Zoning/Rezoning/Curative Amendment Fees	\$1,000.00	\$1,000.00	\$1,000.00	\$0.00	\$1,000.00	\$0.00	\$0.00
01.361.35	Storm Water Management Fees	\$0.00	\$0.00	\$0.00	\$0.00	\$0.00	\$0.00	\$0.00
01.361.36	Cash Financial Security	\$0.00	\$0.00	\$0.00	\$0.00	\$0.00	\$2,740.00	\$122,167.40
01.361.30	ZONING AND SUBDIVISION AND LAND DEV. FEES	\$16,020.00	\$36,622.00	\$29,172.00	\$15,500.00	\$17,973.43	\$37,577.28	\$241,493.28
01.361.52	Sale of Ordinances	\$0.00	\$0.00	\$0.00	\$100.00	\$160.00	\$110.00	\$185.00
01.362.10	Special Police Services (Auction)	\$223,596.98	\$215,364.12	\$215,364.12	\$215,364.12	\$212,069.05	\$234,623.64	\$236,259.49
01.362.11	Police Reports- Copies	\$0.00	\$0.00	\$0.00	\$0.00	\$0.00	\$0.00	\$1,935.00
01.362.14	School Crossing Guards	\$0.00	\$0.00	\$0.00	\$0.00	\$0.00	\$1,460.00	\$3,556.22
01.362.41	Building Permits	\$100,000.00	\$122,038.00	\$114,043.00	\$100,000.00	\$101,803.00	\$144,881.00	\$283,617.40
01.362.44	Sewage Permits	\$12,500.00	\$19,500.00	\$19,256.50	\$16,000.00	\$20,097.25	\$22,630.50	\$3,380.00
01.362.47	Building Code Appeals Fee	\$600.00	\$0.00	\$0.00	\$500.00	\$0.00	\$0.00	\$0.00
01.362	PUBLIC SAFETY	\$336,696.98	\$356,902.12	\$348,663.62	\$331,864.12	\$333,969.30	\$403,595.14	\$528,748.11
01.372.56	Sale of Solar Alternative Energy Credits/PPL Over-Production Cashou	\$2,500.00	\$3,103.75	\$3,103.75	\$2,034.15	\$6,047.92	\$948.95	\$0.00
01.380.10	Insurance Dividends	\$15,000.00	\$36,128.77	\$36,128.77	\$8,000.00	\$22,809.42	\$22,107.65	\$13,169.27
01.387.10	General Contributions and Donations	\$10,616.75	\$10,671.75	\$10,671.75	\$10,046.68	\$13,188.71	\$12,060.00	\$12,115.00
01.387.11	MAA Host Fee	\$247,927.14	\$240,705.95	\$240,705.95	\$240,705.97	\$233,695.10	\$226,888.45	\$220,280.05
01.387		\$258,543.89	\$251,377.70	\$251,377.70	\$250,752.65	\$246,883.81	\$238,948.45	\$232,395.05
	REVENUES	\$3,412,306.31	\$3,516,501.05	\$3,219,005.89	\$3,284,902.87	\$3,189,345.10	\$3,190,064.30	\$2,988,155.07
01.391.10	Sale of General Fixed Assets	\$500.00	\$1,623.40	\$1,594.60	\$1,000.00	\$2,430.25	\$3,572.00	\$2,728.60
01.392.09	Transfer from Sewer/Water	\$789,421.27	\$788,000.00	\$777,245.14	\$786,260.23	\$447,676.87	\$666,136.77	\$666,891.26
01.392.19	Transfer from Street Improvement	\$0.00	\$0.00	\$0.00	\$0.00	\$0.00	\$0.00	\$0.00
01.392.36	Transfer from Capital Reserve	\$21,000.00	\$0.00	\$0.00	\$0.00	\$34,000.00	\$16,340.00	\$0.00
01.392	INTERFUND TRANSFERS	\$810,421.27	\$788,000.00	\$777,245.14	\$786,260.23	\$481,676.87	\$682,476.77	\$666,891.26
	OTHER FINANCING SOURCES	\$810,921.27	\$789,623.40	\$778,839.74	\$787,260.23	\$484,107.12	\$686,048.77	\$669,619.86
	CURRENT YEAR TOTAL PAYROLL WITHHOLDINGS+ REVENUES + OTHER FINANCING SOURCES	\$4,234,927.58	\$4,317,824.45	\$4,008,195.63	\$4,083,863.10	\$3,685,102.22	\$3,886,433.07	\$3,669,486.93
	TOTAL AVAILABLE FUNDS	\$5,011,662.26	\$4,879,611.33	\$4,569,982.51	\$4,636,735.44	\$4,052,681.65	\$4,245,208.81	\$4,018,430.60

2015 Budget

2015 Budget								
Fund 01 General Fund								
	EXPENDITURES	2015	2014	2014	2014	2013	2012	2011
Account #	Description	Budget	Projected	Actual (as of 11.10.14)	Budget	Actual	Actual	Actual
01.400.05	Supervisors Salaries	\$12,500.00	\$12,500.00	\$11,500.00	\$12,500.00	\$12,500.00	\$12,400.00	\$12,500.00
01.400.191	Uniform Allowance	\$300.00	\$0.00	\$0.00	\$300.00	\$0.00	\$39.95	\$40.00
01.400.192	FICA/Medicare	\$956.25	\$956.25	\$879.75	\$956.25	\$956.25	\$963.52	\$956.25
01.400.32	Wireless Service	\$0.00	\$0.00	\$0.00	\$0.00	\$0.00	\$31.11	\$372.02
01.400.42	Dues, Subscriptions, and Memberships	\$2,000.00	\$1,917.00	\$1,917.00	\$2,750.00	\$2,270.40	\$2,634.80	\$2,471.20
01.400.46	Education and Training	\$1,000.00	\$175.00	\$175.00	\$1,000.00	\$610.00	\$380.00	\$40.00
01.400	LEGISLATIVE	\$16,756.25	\$15,548.25	\$14,471.75	\$17,506.25	\$16,336.65	\$16,449.38	\$16,379.47
01.402.05	Elected Auditors	\$300.00	\$300.00	\$300.00	\$300.00	\$300.00	\$300.00	\$300.00
01.402.31	Professional Auditing Services	\$9,775.00	\$9,475.00	\$9,475.00	\$9,475.00	\$9,195.00	\$8,850.00	\$8,665.00
01.402.45	Payroll Processing Services	\$2,650.00	\$2,650.00	\$2,385.55	\$2,500.00	\$2,539.88	\$2,610.02	\$3,195.26
01.402	FINANCIAL ADMINISTRATION	\$12,725.00	\$12,425.00	\$12,160.55	\$12,275.00	\$12,034.88	\$11,760.02	\$12,160.26
01.403.31	Tax Collection	\$1,725.00	\$1,695.32	\$0.00	\$1,700.00	\$1,645.52	\$1,650.13	\$1,606.88
01.404.31	General Solicitor/Legal Expenses	\$25,000.00	\$17,500.00	\$12,617.11	\$30,000.00	\$18,590.47	\$26,070.45	\$31,732.90
01.405.12	Administration Salary and Wages	\$172,999.67	\$163,149.64	\$144,642.90	\$170,454.50	\$164,773.62	\$158,341.84	\$154,184.84
01.405.18	Administration Overtime	\$1,250.00	\$1,174.77	\$1,045.47	\$1,250.00	\$1,141.09	\$779.86	\$1,251.07
01.405.191	Uniform Allowance	\$225.00	\$225.00	\$12.00	\$225.00	\$203.78	\$0.00	\$53.55
01.405.192	FICA/Medicare	\$13,330.10	\$12,570.82	\$10,881.29	\$13,135.39	\$12,119.66	\$11,876.81	\$11,615.53
01.405.194	Unemployment Compensation	\$832.50	\$1,320.00	\$1,312.37	\$1,625.63	\$1,612.17	\$2,211.98	\$2,648.00
01.405.196	Health Insurance (includes Major Med, Dental, & Vis.)	\$48,360.84	\$46,500.00	\$38,255.70	\$46,767.24	\$44,074.39	\$42,038.32	\$38,837.71
01.405.198	Disability/Life Insurance	\$2,150.00	\$2,052.41	\$1,708.65	\$2,150.00	\$2,037.75	\$2,086.71	\$2,418.52
01.405.21	Office Supplies	\$4,000.00	\$3,000.00	\$2,430.95	\$4,250.00	\$3,200.04	\$3,486.30	\$4,785.81
01.405.23	Postage (General)	\$4,000.00	\$3,500.00	\$2,491.66	\$4,000.00	\$1,502.09	\$4,069.64	\$5,397.32
01.405.28	Newsletters (includes postage)	\$2,500.00	\$0.00	\$0.00	\$2,500.00	\$3,672.15	\$7,247.49	\$0.00
01.405.32	Wireless Service	\$1,475.00	\$1,300.00	\$1,078.05	\$1,475.00	\$1,458.78	\$1,338.80	\$562.44
01.405.34	Advertising and Printing	\$6,000.00	\$7,500.00	\$6,736.20	\$6,000.00	\$4,801.65	\$6,044.96	\$10,976.80
01.405.42	Dues, Subscriptions, and Memberships	\$1,500.00	\$1,331.39	\$1,031.79	\$1,500.00	\$1,075.89	\$1,401.71	\$705.00
01.405.46	Education and Training	\$1,750.00	\$1,600.02	\$1,600.02	\$2,000.00	\$1,675.30	\$472.01	\$571.81
01.405.49	Miscellaneous	\$1,000.00	\$750.00	\$383.64	\$1,000.00	\$2,693.64	\$1,188.10	\$1,828.16
01.405	ADMINISTRATION	\$261,373.11	\$245,974.05	\$213,610.69	\$258,332.76	\$246,042.00	\$242,584.53	\$235,836.56
01.406.39	Bank Service Charges/Fees	\$0.00	\$12.00	\$12.00	\$0.00	\$0.00	\$0.00	\$0.00
01.406.49	Ordinance Codification	\$2,500.00	\$2,996.72	\$194.76	\$2,500.00	\$2,500.00	\$4,559.21	\$1,918.00
01.406	OTHER GENERAL GOVERNMENT ADMINISTRATION	\$2,500.00	\$3,008.72	\$206.76	\$2,500.00	\$2,500.00	\$4,559.21	\$1,918.00
01.407.28	General Software/Hardware Purchases/Leases	\$10,000.00	\$21,000.00	\$19,287.52	\$19,000.00	\$10,321.13	\$13,880.80	\$4,976.84
01.407.37	IT Repairs, Maintenance & Service Agreements	\$9,000.00	\$8,500.00	\$5,807.75	\$10,115.00	\$6,687.12	\$5,239.33	\$3,656.83
01.407.48	Website Design	\$0.00	\$0.00	\$0.00	\$0.00	\$7,500.00	\$0.00	\$0.00
01.407.49	Document Scanning	\$0.00	\$0.00	\$0.00	\$0.00	\$3,075.00	\$2,115.00	\$1,035.00
01.407	DATA PROCESSING	\$19,000.00	\$29,500.00	\$25,095.27	\$29,115.00	\$27,583.25	\$21,235.13	\$9,668.67
01.408.310	Master Plan/Building Conditions Reports	\$11,000.00	\$0.00	\$0.00	\$0.00	\$0.00	\$0.00	\$0.00
01.408.313	General Engineering Services	\$20,000.00	\$13,764.51	\$9,646.71	\$25,000.00	\$40,938.24	\$14,156.70	\$20,352.92
01.408.319	Sewage Enforcement Services	\$15,000.00	\$20,076.00	\$18,468.00	\$15,000.00	\$18,661.00	\$28,884.75	\$0.00
01.408.49	SLD Ordinance/Zoning Ordinance Amendments	\$2,500.00	\$0.00	\$0.00	\$2,500.00	\$0.00	\$0.00	\$23,360.09

2015 Budget

2015 Budget								
Fund 01 General Fund								
	EXPENDITURES	2015	2014	2014	2014	2013	2012	2011
Account #	Description	Budget	Projected	Actual (as of 11.10.14)	Budget	Actual	Actual	Actual
01.408	ENGINEERING SERVICES	\$48,500.00	\$33,840.51	\$28,114.71	\$42,500.00	\$59,599.24	\$43,041.45	\$43,713.01
01.409.32	Phone & Internet	\$4,000.00	\$3,852.00	\$3,482.93	\$3,600.00	\$3,803.71	\$3,885.94	\$6,306.28
01.409.361	PP&L	\$2,250.00	\$1,600.00	\$1,472.17	\$2,250.00	\$1,994.01	\$1,208.08	\$3,638.30
01.409.362	UGI	\$8,000.00	\$12,500.00	\$11,412.41	\$8,000.00	\$7,043.74	\$4,915.42	\$9,234.94
01.409.364	Sewer and Water Services	\$1,375.00	\$1,360.94	\$1,031.36	\$1,033.20	\$1,068.69	\$1,011.45	\$1,095.63
01.409.367	Trash & Recycling	\$1,500.00	\$1,380.00	\$1,265.00	\$1,568.25	\$1,380.00	\$1,530.00	\$1,265.00
01.409.368	Fire Hydrants	\$5,000.00	\$4,544.00	\$4,136.00	\$4,896.00	\$651.47	\$784.00	\$644.00
01.409.37	Repair, Maintenance, and Security	\$25,000.00	\$16,750.00	\$15,598.10	\$12,500.00	\$15,399.78	\$21,612.13	\$7,975.88
01.409.44	Cleaning Service	\$9,000.00	\$8,400.00	\$6,300.00	\$9,000.00	\$8,634.50	\$8,571.67	\$9,099.96
01.409.49	Coffee/Drinking Water/Meeting Refreshments	\$1,750.00	\$1,750.00	\$1,399.00	\$1,800.00	\$1,678.80	\$1,975.14	\$1,583.32
01.409	GENERAL GOVERNMENT BUILDING	\$57,875.00	\$52,136.94	\$46,096.97	\$44,647.45	\$41,654.70	\$45,493.83	\$40,843.31
01.410.12	Police Salary and Wages	\$0.00	\$0.00	\$0.00	\$0.00	\$0.00	\$2,064.88	\$630,711.33
01.410.15	Crossing Guards	\$0.00	\$0.00	\$0.00	\$0.00	\$0.00	\$0.00	\$7,092.00
01.410.179	Longevity Pay	\$0.00	\$0.00	\$0.00	\$0.00	\$0.00	\$0.00	\$15,490.42
01.410.18	Police Overtime	\$0.00	\$0.00	\$0.00	\$0.00	\$0.00	\$0.00	\$20,339.01
01.410.182	Special Detail- Truck Inspection Services	\$0.00	\$0.00	\$0.00	\$0.00	\$0.00	\$0.00	\$0.00
01.410.183	Special Detail- Football (Reimbursed by MCSD)	\$0.00	\$0.00	\$0.00	\$0.00	\$0.00	\$0.00	\$696.10
01.410.184	Sick Pay Buy-Back	\$0.00	\$0.00	\$0.00	\$0.00	\$0.00	\$0.00	\$112,366.21
01.410.185	Vacation Pay Buy-Back	\$0.00	\$0.00	\$0.00	\$0.00	\$0.00	\$0.00	\$15,864.99
01.410.191	Uniform	\$0.00	\$0.00	\$0.00	\$0.00	\$0.00	\$57.25	\$4,785.79
01.410.192	FICA/Medicare	\$0.00	\$0.00	\$0.00	\$0.00	\$0.00	\$159.47	\$61,296.21
01.410.194	Unemployment Compensation	\$0.00	\$0.00	\$0.00	\$0.00	\$0.00	\$150.14	\$9,083.47
01.410.196	Health Insurance (includes Major Med, Dental, & Vis.)	\$0.00	\$0.00	\$0.00	\$0.00	\$0.00	\$613.89	\$95,063.66
01.410.197	Police Pension Contribution (Pass Through State Aid to Regional)	\$73,800.00	\$73,038.74	\$73,038.74	\$77,298.80	\$76,444.18	\$56,602.00	\$114,688.96
01.410.198	Disability/Life Insurance	\$0.00	\$0.00	\$0.00	\$0.00	\$0.00	-\$674.49	\$9,834.63
01.410.199	Equipment & Shoe Allowance	\$0.00	\$0.00	\$0.00	\$0.00	\$0.00	\$0.00	\$2,385.81
01.410.21	Office Supplies	\$0.00	\$0.00	\$0.00	\$0.00	\$0.00	-\$2.05	\$3,158.89
01.410.239	Bike Patrol	\$0.00	\$0.00	\$0.00	\$0.00	\$0.00	\$0.00	\$0.00
01.410.24	General Operating Supplies	\$0.00	\$0.00	\$0.00	\$0.00	\$0.00	\$0.00	\$2,741.11
01.410.249	NLCRPD Start-up Costs	\$0.00	\$0.00	\$0.00	\$0.00	\$0.00	\$4,200.04	\$40,055.75
01.410.31	Professional Services	\$0.00	\$0.00	\$0.00	\$0.00	\$0.00	\$0.00	\$20,616.48
01.410.32	Wireless Service	\$0.00	\$0.00	\$0.00	\$0.00	\$0.00	\$342.05	\$4,823.30
01.410.33	Vehicle Fuel	\$0.00	\$0.00	\$0.00	\$0.00	\$0.00	\$1,412.21	\$21,160.47
01.410.333	Cruiser Lease (Auction Use)	\$0.00	\$0.00	\$0.00	\$0.00	\$0.00	\$16,793.99	\$8,615.58
01.410.374	Repairs and Maintenance- Equipment	\$0.00	\$0.00	\$0.00	\$0.00	\$0.00	\$0.00	\$4,531.24
01.410.375	Repairs and Maintenance- Vehicles	\$0.00	\$0.00	\$0.00	\$0.00	\$0.00	\$605.46	\$4,194.52
01.410.42	Dues, Subscriptions, and Memberships	\$0.00	\$0.00	\$0.00	\$0.00	\$0.00	\$0.00	\$1,666.21
01.410.46	Education and Training	\$0.00	\$0.00	\$0.00	\$0.00	\$0.00	\$0.00	\$1,275.47
01.410.49	Miscellaneous	\$0.00	\$0.00	\$0.00	\$0.00	\$0.00	\$0.00	\$191.42
01.410.52	State Dog Law Enforcement Costs	\$2,000.00	\$825.00	\$825.00	\$2,000.00	\$1,586.50	\$729.20	\$3,572.40
01.410.53	Lancaster County Drug Task Force	\$0.00	\$0.00	\$0.00	\$0.00	\$8,789.00	\$8,789.00	\$8,789.00
01.410.55	Northern Lancaster County Regional PD	\$1,383,917.00	\$1,333,861.02	\$1,333,861.02	\$1,333,861.00	\$1,371,307.20	\$1,234,181.07	\$0.00
01.410.74	Capital Purchases	\$0.00	\$0.00	\$0.00	\$0.00	\$0.00	\$0.00	-\$200.00
01.410	POLICE	\$1,459,717.00	\$1,407,724.76	\$1,407,724.76	\$1,413,159.80	\$1,458,126.88	\$1,326,024.11	\$1,224,890.43

2015 Budget

2015 Budget								
Fund 01 General Fund								
	EXPENDITURES	2015	2014	2014	2014	2013	2012	2011
Account #	Description	Budget	Projected	Actual (as of 11.10.14)	Budget	Actual	Actual	Actual
01.411.540	Penryn Fire Co. Contribution	\$45,229.41	\$47,080.62	\$36,311.72	\$43,075.63	\$42,025.00	\$42,025.00	\$32,025.00
01.411.541	Manheim Fire Co. Contribution	\$33,363.75	\$31,775.00	\$23,831.25	\$31,775.00	\$31,000.00	\$31,000.00	\$21,000.00
01.411.542	Northwest EMS	\$16,116.85	\$15,349.38	\$11,512.02	\$15,349.38	\$14,975.00	\$14,975.00	\$9,975.00
01.411.543	Foreign Fire Insurance	\$67,000.00	\$66,355.87	\$66,355.87	\$70,000.00	\$70,000.36	\$61,360.95	\$108,867.16
01.411.700	Contribution to Fire Department Capital Equipment Escrow	\$26,250.00	\$25,000.00	\$0.00	\$25,000.00	\$3,600.00	\$0.00	\$0.00
01.411	FIRE / AMBULANCE	\$187,960.01	\$185,560.87	\$138,010.86	\$185,200.00	\$161,600.36	\$149,360.95	\$171,867.16
01.413.10	SEO Wages	\$0.00	\$0.00	\$0.00	\$0.00	\$0.00	\$0.00	\$3,212.29
01.413.19	SEO Expenses	\$250.00	\$250.00	\$151.19	\$250.00	\$752.36	\$174.77	\$569.95
01.413.192	FICA/Medicare-SEO	\$0.00	\$0.00	\$0.00	\$0.00	\$0.00	\$0.00	\$244.30
01.413.194	Unemployment Compensation	\$0.00	\$0.00	\$0.00	\$0.00	\$0.00	\$0.00	\$199.97
01.413.21	Office Supplies	\$250.00	\$500.00	\$427.72	\$250.00	\$392.71	\$517.75	\$563.25
01.413.24	Operating Supplies (includes equipment)	\$250.00	\$0.00	\$0.00	\$250.00	\$259.52	\$44.75	\$73.47
01.413.32	Wireless Service	\$660.00	\$620.00	\$510.23	\$500.00	\$222.10	\$276.24	\$372.02
01.413.33	Vehicle Fuel	\$750.00	\$600.00	\$501.27	\$750.00	\$727.87	\$707.33	\$642.46
01.413.375	Repairs and Maintenance- Vehicle	\$1,000.00	\$500.00	\$84.40	\$1,000.00	\$162.42	\$536.51	\$210.75
01.413.42	Dues, Subscriptions, and Memberships	\$250.00	\$314.00	\$314.00	\$350.00	\$283.00	\$99.00	\$439.00
01.413.45	3rd Party Commercial Inspection Services	\$0.00	\$3,500.00	\$2,660.00	\$40,000.00	\$35,025.00	\$67,514.18	\$136,856.71
01.413.46	Education and Training (Includes Code Books)	\$750.00	\$850.00	\$729.02	\$750.00	\$795.00	\$515.00	\$80.00
01.413.741	Capital Purchases	\$0.00	\$0.00	\$0.00	\$0.00	\$0.00	\$0.00	\$0.00
01.413	UCC AND CODE ENFORCEMENT	\$4,160.00	\$7,134.00	\$5,377.83	\$44,100.00	\$38,619.98	\$70,385.53	\$143,464.17
01.414.10	Planning Commission Stipend	\$1,500.00	\$850.00	\$500.00	\$1,500.00	\$1,225.00	\$1,100.00	\$1,100.00
01.414.11	Zoning Hearing Board Stipend	\$2,400.00	\$1,200.00	\$840.00	\$2,400.00	\$880.00	\$1,760.00	\$1,200.00
01.414.12	Planning and Zoning Wages	\$141,054.92	\$135,747.87	\$120,004.48	\$135,359.88	\$131,851.51	\$124,667.76	\$58,555.66
01.414.131	Zoning Hearing Board Solicitor	\$5,000.00	\$3,000.00	\$1,923.00	\$5,000.00	\$2,002.00	\$6,792.00	\$5,596.00
01.414.132	Zoning Hearing Board Stenographer	\$2,500.00	\$1,750.00	\$1,175.00	\$2,500.00	\$1,120.00	\$2,728.20	\$1,375.00
01.414.18	Overtime	\$1,000.00	\$1,306.60	\$1,167.24	\$1,000.00	\$607.12	\$669.12	\$851.00
01.414.191	Uniform and Shoe Allowance	\$275.00	\$275.00	\$0.00	\$275.00	\$261.00	\$0.00	\$61.00
01.414.192	FICA/Medicare	\$10,867.20	\$10,484.67	\$9,168.04	\$10,431.53	\$10,039.86	\$9,489.54	\$4,454.22
01.414.194	Unemployment Compensation	\$405.00	\$743.76	\$743.76	\$743.75	\$850.00	\$1,120.00	\$672.78
01.414.196	Health Insurance (includes Major Med, Dental, & Vis.)	\$16,443.64	\$15,825.00	\$12,771.10	\$15,849.52	\$14,850.48	\$13,839.11	\$12,558.72
01.414.198	Disability/Life Insurance	\$1,815.00	\$1,780.00	\$1,481.24	\$1,900.00	\$1,752.77	\$1,872.68	\$990.88
01.414.24	Operating Supplies-Zoning (includes equipment)	\$500.00	\$900.00	\$879.11	\$500.00	\$6.11	\$5.99	\$86.34
01.414.313	Engineering and Legal Review Fees (Reimbursable)	\$0.00	\$0.00	\$0.00	\$0.00	\$0.00	\$14,905.54	\$74,459.64
01.414.317	Contracted Services- Zoning Enforcement	\$1,000.00	\$501.25	\$501.25	\$1,500.00	\$1,967.18	\$1,207.50	\$1,116.25
01.414.32	Wireless Service	\$750.00	\$671.00	\$580.70	\$753.00	\$353.14	\$340.36	\$0.00
01.414.34	Zoning Hearing Legal Notice	\$1,000.00	\$1,350.00	\$811.74	\$1,000.00	\$713.94	\$1,296.84	\$1,569.60
01.414.42	Dues, Subscriptions, and Memberships	\$600.00	\$600.00	\$521.00	\$600.00	\$521.00	\$622.22	\$0.00
01.414.46	Education and Training	\$1,200.00	\$600.00	\$483.30	\$1,200.00	\$478.40	\$706.88	\$0.00
01.414	PLANNING AND ZONING	\$188,310.76	\$177,585.15	\$153,550.96	\$182,512.68	\$169,479.51	\$183,123.74	\$164,647.09
01.415.20	General Supplies/Operating Expenses	\$1,000.00	\$0.00	\$0.00	\$1,000.00	\$504.99	\$21.33	\$2,080.51
01.415.32	Wireless Service (Nextel)	\$150.00	\$115.00	\$103.19	\$150.00	\$120.85	\$0.00	\$0.00
01.415	EMERGENCY MANAGEMENT	\$1,150.00	\$115.00	\$103.19	\$1,150.00	\$625.84	\$21.33	\$2,080.51

2015 Budget

2015 Budget								
Fund 01 General Fund								
	EXPENDITURES	2015	2014	2014	2014	2013	2012	2011
Account #	Description	Budget	Projected	Actual (as of 11.10.14)	Budget	Actual	Actual	Actual
01.430.12	Public Works Wages	\$259,562.40	\$237,176.72	\$209,500.32	\$245,448.04	\$225,773.47	\$217,024.60	\$225,596.48
01.430.18	Public Works Overtime	\$15,000.00	\$21,874.41	\$20,723.44	\$11,275.00	\$12,765.37	\$6,505.58	\$15,295.98
01.430.191	Uniform and Shoe Allowance	\$1,575.00	\$1,575.00	\$1,225.47	\$1,575.00	\$1,292.41	\$1,176.47	\$995.09
01.430.192	FICA/Medicare	\$21,004.02	\$19,817.41	\$17,059.04	\$19,639.31	\$17,505.02	\$16,433.19	\$18,023.17
01.430.194	Unemployment Compensation	\$1,150.20	\$2,000.00	\$1,919.30	\$2,114.38	\$2,223.59	\$2,800.03	\$3,399.98
01.430.196	Health Insurance (includes Major Med, Dental, & Vis.)	\$80,605.56	\$77,500.00	\$63,263.50	\$78,010.40	\$73,966.89	\$60,395.40	\$57,424.86
01.430.198	Disability/Life Insurance	\$3,500.00	\$3,479.80	\$2,891.48	\$3,600.00	\$3,418.89	\$3,460.46	\$3,963.17
01.430.32	Wireless Service	\$2,100.00	\$2,060.00	\$1,696.83	\$2,550.00	\$2,525.22	\$2,696.76	\$1,822.65
01.430.33	Vehicle Fuel	\$22,500.00	\$28,000.00	\$24,813.27	\$18,000.00	\$21,443.45	\$17,728.69	\$22,614.33
01.430.46	Education and Training	\$1,000.00	\$1,500.00	\$1,131.34	\$500.00	\$250.00	\$375.00	\$485.00
01.430.470	CDL Drug & Alcohol Testing	\$750.00	\$865.00	\$810.00	\$450.00	\$259.00	\$380.00	\$360.00
01.430.49	Miscellaneous	\$750.00	\$750.00	\$354.04	\$750.00	\$913.62	\$285.46	\$124.43
01.430	HIGHWAY- GENERAL	\$409,497.18	\$396,598.34	\$345,388.03	\$383,912.13	\$362,336.93	\$329,261.64	\$350,105.14
01.432.245	Materials and Supplies	\$5,000.00	\$29,745.13	\$29,745.13	\$30,000.00	\$29,101.08	\$13,826.25	\$29,660.79
01.432.317	Contracted Services	\$500.00	\$0.00	\$0.00	\$500.00	\$0.00	\$97.50	\$910.50
01.432	HIGHWAY- SNOW	\$5,500.00	\$29,745.13	\$29,745.13	\$30,500.00	\$29,101.08	\$13,923.75	\$30,571.29
01.433.245	Materials and Supplies	\$15,000.00	\$10,000.00	\$7,156.28	\$50,000.00	\$54,252.60	\$36,142.53	\$13,487.37
01.433.361	PP&L- Traffic Signals	\$2,000.00	\$2,000.00	\$1,404.58	\$2,000.00	\$1,758.75	\$1,728.68	\$1,835.60
01.433.370	Repairs and Maintenance Services	\$3,500.00	\$3,500.00	\$1,798.10	\$3,500.00	\$3,508.04	\$2,587.70	\$3,545.64
01.433	HIGHWAY- TRAFFIC CONTROL DEVICES	\$20,500.00	\$15,500.00	\$10,358.96	\$55,500.00	\$59,519.39	\$40,458.91	\$18,868.61
01.434.361	PP&L- Street Lighting	\$32,000.00	\$32,000.00	\$27,527.85	\$32,000.00	\$30,753.46	\$29,406.65	\$32,627.58
01.436.245	Storm Sewers and Drains	\$0.00	\$0.00	\$0.00	\$0.00	\$0.00	\$0.00	\$56.54
01.437.245	Materials and Supplies	\$6,000.00	\$6,000.00	\$3,012.44	\$6,000.00	\$6,193.91	\$4,486.93	\$7,622.50
01.437.260	Small Tools and Minor Equipment	\$10,000.00	\$10,000.00	\$6,032.46	\$10,000.00	\$8,930.66	\$9,774.98	\$1,226.05
01.437.374	Repairs and Maintenance Services	\$25,000.00	\$37,500.00	\$27,600.31	\$25,000.00	\$21,572.31	\$16,497.99	\$24,061.28
01.437.74	Capital Purchases	\$0.00	\$18,250.00	\$18,250.00	\$18,250.00	\$0.00	\$0.00	\$0.00
01.437	HIGHWAY- TOOLS AND MACHINERY	\$41,000.00	\$71,750.00	\$54,895.21	\$59,250.00	\$36,696.88	\$30,759.90	\$32,909.83
01.438.245	Materials and Supplies	\$124,750.00	\$57,500.00	\$51,685.13	\$70,000.00	\$42,380.86	\$50,479.29	\$37,727.45
01.438.317	Contracted Services/Equipment	\$3,000.00	\$2,500.00	\$0.00	\$5,000.00	\$3,286.80	\$923.40	\$4,862.00
01.438	HIGHWAY- ROADS AND BRIDGES	\$127,750.00	\$60,000.00	\$51,685.13	\$75,000.00	\$45,667.66	\$51,402.69	\$42,589.45
01.452.541	Manheim Athletic Association	\$4,000.00	\$4,000.00	\$4,000.00	\$4,000.00	\$4,000.00	\$8,000.00	\$8,000.00
01.452.542	Penryn Athletic Association	\$1,000.00	\$1,000.00	\$1,000.00	\$1,000.00	\$1,000.00	\$1,000.00	\$1,000.00
01.452.543	Lititz Rec Center	\$15,000.00	\$61,560.00	\$61,560.00	\$61,954.40	\$61,954.40	\$61,560.00	\$61,560.00
01.452	RECREATION	\$20,000.00	\$66,560.00	\$66,560.00	\$66,954.40	\$66,954.40	\$70,560.00	\$70,560.00
01.454.370	Park Maintenance	\$0.00	\$0.00	\$0.00	\$0.00	\$0.00	\$28,912.88	\$0.00
01.456.540	Manheim Community Library	\$25,000.00	\$25,000.00	\$18,750.00	\$25,000.00	\$25,000.00	\$25,000.00	\$25,000.00

2015 Budget

2015 Budget								
Fund 01 General Fund								
	EXPENDITURES	2015	2014	2014	2014	2013	2012	2011
Account #	Description	Budget	Projected	Actual (as of 11.10.14)	Budget	Actual	Actual	Actual
01.457.01	Community Day Expenses	\$1,850.00	\$1,775.62	\$1,775.62	\$1,750.00	\$1,689.10	\$1,616.36	\$2,507.05
01.457.52	Penryn Fire 100th Anniversary/Manheim 250th	\$0.00	\$0.00	\$0.00	\$0.00	\$0.00	\$5,000.00	\$1,251.00
01.457.540	Manheim Farm Show	\$1,000.00	\$1,000.00	\$1,000.00	\$1,000.00	\$1,000.00	\$1,000.00	\$1,000.00
01.457	CIVIL CELEBRATIONS	\$2,850.00	\$2,775.62	\$2,775.62	\$2,750.00	\$2,689.10	\$7,616.36	\$4,758.05
01.463.540	MAEDC/Manheim Downtown Development Group	\$7,500.00	\$0.00	\$0.00	\$0.00	\$0.00	\$0.00	\$0.00
01.465.540	Manheim Historical Society	\$1,865.00	\$1,680.00	\$1,680.00	\$1,680.00	\$1,600.00	\$1,450.00	\$1,450.00
01.471.00	Debt Principal	\$649,000.00	\$495,000.00	\$495,000.00	\$495,000.00	\$264,993.34	\$485,000.00	\$485,000.00
01.471.001	Series 2009- 2003 Sewer Bond Refunding-Wastewater Treatment Plant	\$340,000.00	\$330,000.00	\$330,000.00	\$330,000.00	\$105,000.00	\$345,000.00	\$340,000.00
01.471.002	Series 2009- 2003 Note Refunding-PW Building	\$0.00	\$0.00	\$0.00	\$0.00	\$40,000.00	\$90,000.00	\$95,000.00
01.471.003	Series 2009-Streetscape	\$60,000.00	\$60,000.00	\$60,000.00	\$60,000.00	\$15,000.00	\$50,000.00	\$50,000.00
01.471.004	Series 2009- Water Treatment Facility	\$100,000.00	\$100,000.00	\$100,000.00	\$100,000.00	\$100,000.00	\$0.00	\$0.00
01.471.005	Series 2012- Water System Projects	\$5,000.00	\$5,000.00	\$5,000.00	\$5,000.00	\$4,993.34	\$0.00	\$0.00
01.471.006	Bank Loan 2014- Roadway Improvements	\$144,000.00	\$0.00	\$0.00	\$0.00	\$0.00	\$0.00	\$0.00
01.472.00	Debt Interest	\$240,601.40	\$320,773.63	\$320,208.08	\$345,114.86	\$201,628.65	\$296,357.40	\$304,088.97
01.472.001	2003 Sewer Bond Refunding-Wastewater Treatment Plant	\$75,652.50	\$82,352.38	\$82,352.38	\$82,352.50	\$59,352.20	\$147,052.50	\$152,695.00
01.472.002	2003 Note Refunding-PW Building	\$0.00	\$0.00	\$0.00	\$0.00	\$26.80	\$1,777.50	\$3,042.50
01.472.003	Series 2009-Streetscape	\$13,575.00	\$14,775.00	\$14,775.00	\$14,775.00	\$10,651.28	\$20,690.00	\$21,515.00
01.472.004	Series 2009- Water Treatment Facility	\$99,747.50	\$101,747.50	\$101,747.50	\$101,747.50	\$71,181.30	\$126,837.40	\$126,836.47
01.472.005	Series 2012- Water System Projects	\$12,765.00	\$120,813.75	\$120,813.77	\$120,813.75	\$60,417.07	\$0.00	\$0.00
01.472.006	Bank Loan 2014- Roadway Improvements	\$38,861.40	\$1,085.00	\$519.43	\$25,426.11	\$0.00	\$0.00	\$0.00
01.481.30	Unemployment Compensation Trust Surcharge	\$0.00	\$0.00	\$0.00	\$0.00	\$0.00	\$0.00	\$1,498.02
01.483.30	Non-Uniform Pension Contribution	\$46,489.00	\$37,989.00	\$37,989.00	\$37,989.00	\$37,287.88	\$35,884.00	\$53,203.96
01.484.00	SMT Workers' Comp Trust	\$16,925.00	\$15,032.00	\$15,032.00	\$15,034.00	\$12,276.00	\$18,076.00	\$32,682.00
01.484.195	SWIF- Volunteer Fire	\$17,203.00	\$16,509.00	\$12,450.00	\$16,750.00	\$14,874.83	\$3,846.17	\$0.00
01.484	WORKERS' COMPENSATION	\$34,128.00	\$31,541.00	\$27,482.00	\$31,784.00	\$27,150.83	\$21,922.17	\$32,682.00
01.486.01	MRM Property and Liability Trust (includes Auto)	\$36,682.80	\$34,936.00	\$34,936.00	\$35,361.90	\$33,678.00	\$31,203.00	\$41,984.00
01.486.40	Insurance- Public Officials	\$6,222.30	\$5,926.00	\$5,926.00	\$6,416.55	\$6,111.00	\$5,771.00	\$5,885.00
01.486.50	Insurance- Police Professional	\$0.00	\$0.00	\$0.00	\$0.00	\$0.00	\$0.00	\$9,321.00
01.486.60	Fidelity and Surety Bonds	\$2,994.60	\$2,852.00	\$2,852.00	\$2,900.00	\$4,278.00	\$1,382.00	\$2,722.00
01.486.70	Employment Practices Liability	\$1,640.10	\$1,562.00	\$1,562.00	\$1,111.95	\$1,059.00	\$750.00	\$1,465.00
01.486	INSURANCE, CASUALTY, AND SURETY	\$47,539.80	\$45,276.00	\$45,276.00	\$45,790.40	\$45,126.00	\$39,106.00	\$61,377.00
	EXPENDITURES	\$3,997,972.51	\$3,821,937.29	\$3,592,462.42	\$3,952,923.74	\$3,490,944.88	\$3,648,782.14	\$3,648,154.86
491.43	Refund of Prior Year Revenues	\$0.00	\$0.00	\$0.00	\$0.00	\$0.00	\$339.01	\$0.00
	OTHER FINANCING USES	\$0.00	\$0.00	\$0.00	\$0.00	\$0.00	\$339.01	\$0.00

2015 Budget

2015 Budget								
Fund 01 General Fund								
	EXPENDITURES	2015	2014	2014	2014	2013	2012	2011
Account #	Description	Budget	Projected	Actual (as of 11.10.14)	Budget	Actual	Actual	Actual
	INTERFUND OPERATING TRANSFERS							
01.492.00	Transfer to Escrow	\$0.00	\$0.00	\$0.00	\$0.00	\$0.00	\$159,413.24	\$0.00
01.492.191	Transfer to Street Improvement- Highway Projects	\$169,746.07	\$203,409.43	\$0.00	\$53,409.43	\$0.00	\$25,500.00	\$0.00
01.492.30	Transfer to Cap Reserve	\$25,000.00	\$25,000.00	\$0.00	\$25,000.00	\$0.00	\$0.00	\$0.00
01.492.304	PW Capital Equipment Escrow	\$25,000.00	\$25,000.00	\$0.00	\$25,000.00	\$0.00	\$0.00	\$0.00
01.492.454	Transfer to Park and Rec Fund	\$42,209.00	\$52,529.93	\$25,000.00	\$52,529.93	\$0.00	\$43,595.00	\$11,500.00
01.492	INTERFUND TRANSFERS	\$236,955.07	\$280,939.36	\$25,000.00	\$130,939.36	\$0.00	\$228,508.24	\$11,500.00
	CURRENT YEAR EXPENDITURES + OTHER FINANCING USES + INTERFUND TRANSFERS	\$4,234,927.58	\$4,102,876.65	\$3,617,462.42	\$4,083,863.10	\$3,490,944.88	\$3,877,629.39	\$3,659,654.86
	YEAR END FUND BALANCE	\$776,734.68	\$776,734.68	\$952,520.09	\$552,872.34	\$561,736.77	\$367,579.42	\$358,775.74



Fund 04

Parks and Recreation Fund

2015 Budget

[illegible]



Fund 05

Storm Water Management Fund

2015 Budget

2015 Budget						
Fund 05 Storm Water Management Fund						
	Prior Year End Balance	\$29,277.74	\$8,941.30	\$8,941.30	\$8,941.30	\$16,220.58
	REVENUES	2015	2014	2014	2014	2013
<u>Account #</u>	<u>Description</u>	<u>Budget</u>	<u>Projected</u>	<u>Actual (as of 11.10.14)</u>	<u>Budget</u>	<u>Actual</u>
05.341.01	Interest Income	\$50.00	\$19.71	\$13.23	\$0.00	\$0.00
05.361.35	Storm Water Management Permit Fees	\$10,000.00	\$28,815.75	\$22,615.59	\$15,000.00	\$2,163.22
05.361.36	Storm Water Management Plan Application Fees	\$600.00	\$840.00	\$840.00	\$0.00	\$0.00
05.361.37	Small Project Application Fees	\$250.00	\$270.00	\$210.00	\$0.00	\$0.00
5.361	STORM WATER MANAGEMENT FEES	\$10,850.00	\$29,925.75	\$23,665.59	\$15,000.00	\$2,163.22
	REVENUES	\$10,900.00	\$29,945.46	\$23,678.82	\$15,000.00	\$2,163.22
	CURRENT YEAR REVENUES + OTHER FINANCING SOURCES	\$10,900.00	\$29,945.46	\$23,678.82	\$15,000.00	\$2,163.22
	TOTAL AVAILABLE FUNDS	\$40,177.74	\$38,886.76	\$32,620.12	\$23,941.30	\$18,383.80
	EXPENDITURE	2015	2014	2014	2014	2013
<u>Account #</u>	<u>Description</u>	<u>Budget</u>	<u>Projected</u>	<u>Actual (as of 11.10.14)</u>	<u>Budget</u>	<u>Actual</u>
05.436.24	General Operating Supplies	\$1,500.00	\$0.00	\$0.00	\$1,500.00	\$0.00
05.436.25	Repairs and Maintenance Supplies	\$5,000.00	\$0.00	\$0.00	\$5,000.00	\$0.00
05.436.31	Professional Services	\$10,000.00	\$2,568.56	\$2,568.56	\$6,000.00	\$3,000.00
05.436.37	Repairs and Maintenance Services	\$10,000.00	\$0.00	\$0.00	\$10,000.00	\$6,442.50
05.436.49	Miscellaneous	\$1,000.00	\$0.00	\$0.00	\$1,000.00	\$0.00
05.436	STORM SEWERS AND DRAINS	\$27,500.00	\$2,568.56	\$2,568.56	\$23,500.00	\$9,442.50
05.461.54	Contribution to Chiques Creek Watershed Alliance (CCWA)	\$1,000.00	\$0.00	\$0.00	\$0.00	\$0.00
	TOTAL EXPENDITURES	\$28,500.00	\$2,568.56	\$2,568.56	\$23,500.00	\$9,442.50
	YEAR END FUND BALANCE	\$11,677.74	\$36,318.20	\$30,051.56	\$441.30	\$8,941.30



Fund 09

Sewer and Water Fund

PENN TOWNSHIP

LANCASTER COUNTY, PA

THE FOLLOWING HAS BEEN PREPARED TO PROVIDE ADDITIONAL INFORMATION AND GUIDANCE TO THE PUBLIC, BOARD OF SUPERVISORS, TOWNSHIP STAFF, AND OTHER INTERESTED PARTIES. WHILE NOT ALL-INCLUSIVE, THE FOLLOWING PROVIDES CONTEXT TO MOST ANTICIPATED REVENUES AND EXPENDITURES IN THE TOWNSHIP'S SEWER AND WATER FUND FOR 2015. THIS DOCUMENT SHOULD BE REVIEWED IN CONJUNCTION WITH THE COMPLETE FUND BUDGET. IF YOU HAVE ADDITIONAL QUESTIONS, PLEASE CONTACT THE TOWNSHIP MANAGER AT (717) 665-4508 OR VIA EMAIL AT DKRATZER@PENNTWPLANCO.ORG.

Sewer and Water Fund (Fund 09) Line Item Narratives

REVENUES AND OTHER FINANCING SOURCES (Not all inclusive)

364. Wastewater System

364.11. Sewage Connection/Tapping Fees. The current tapping fee for the wastewater system is \$5,250.00. Such has been calculated in accordance with the requirements of Pennsylvania Municipality Authority Act, was established on May 19, 2014 by Resolution 01-2014 of the Northwestern Lancaster County Authority (NWLCA), and consists of a capacity component of \$2,517.05 and a collection component of \$2,732.95. At the time of establishment, the maximum allowable tapping fee, pursuant to calculations under applicable law, was \$5,250.40 with a capacity component of \$2,517.24 and a collection component of \$2,733.16. Anticipated revenues reflect an anticipation of twenty (20) tapping fees being paid in 2015. The potential for actual revenues in 2015 to exceed this projection exists recognizing the commencement of construction on the Holly Tree Farms Apartments and the nature of some of the proposed projects in the approval pipeline.

364.12. Sewer Use Charges. Quarterly fees paid by users of NWLCA's sewer system. Current customer base consists of 1,917 EDUs. Calculation of anticipated revenues assumes an average usage of 13,000 gallons per EDU per quarter and no change in rate structure. The current rate structure is as follows:

Customer charge of \$46.81 per EDU per quarter

Usage charge of \$8.20 per 1,000 gallons of metered water usage

364.14. Nutrient Credit Sale. Total Nitrogen and Total Phosphorus Credits generated for sewer plant performance exceeding permitted standards. No sale occurred in 2014; however, a figure for potential revenue is included as a place holder in the event that market conditions are conducive to a sale.

364.90. Miscellaneous. Consists largely of reservation of capacity fees. Anticipated revenues are reduced when compared to 2014 as a result of reservations being utilized by the continued construction of homes in residential subdivisions where developers reserved capacity in the public sanitary sewer system.

378. Water System

378.10. Water Use Charges. Quarterly fees paid by users of NWLCA's water system. Current customer base consists of 1001 EDUs. Calculation of anticipated revenues assumes an average usage of 13,000 gallons per EDU per quarter and no change in rate structure. The current rate structure is as follows:

Public Water Service

Customer charge of \$23.48 per EDU per quarter

Usage charge of \$4.40 per 1,000 gallons of usage

378.11. Metered Sale of Bulk Water to Customers. NWLCA currently purchases water from the City of Lancaster to serve 51 customers along Fruitville Pike. Consists of quarterly fees paid by users to NWLCA. Quarterly fees for these customers are consistent with fees paid by other NWLCA customers. See above rate structure.

378.90. Water Connection/Tapping Fees. The current tapping fee for the water system is \$1,480.00. Such has been calculated in accordance with the requirements of Pennsylvania Municipality Authority Act, was established on May 19, 2014 by Resolution 02-2014 of the Northwestern Lancaster County Authority (NWLCA), and is consists of a capacity component of \$1,109.01 and a distribution component of \$370.99. At the time of establishment, the maximum allowable tapping fee, pursuant to calculations under applicable law, was \$1,481.61 with a capacity component of \$1,110.22 and a distribution component of \$371.39. Anticipated revenues reflect an anticipation of ten (10) tapping fees being paid in 2014. The potential for actual revenues in 2015 to exceed this projection exists recognizing the commencement of construction of a waterline extension on Doe Run Road and South Penryn Road and the nature of some of the proposed projects in the approval pipeline.

378.91. Miscellaneous. Consists largely of reservation of capacity fees. Anticipated revenues are reduced when compared to 2014 as a result of reservations being utilized by the continued construction of homes in residential subdivisions where developers reserved capacity in the public water system.

EXPENDITURES (Not all inclusive)

400. Governing Body

400.110. Authority Board Stipend. Consists of the \$25.00 per meeting stipend paid to members of the NWLCA Board. Board members must be present at the meeting to receive the stipend. \$25.00 per meeting x 5 Board Members x 12 monthly meetings = \$1,500.00

400.42. Dues, Subscriptions, and Memberships. Consists of memberships to Pennsylvania Municipal Authorities Association (PMAA) and Pennsylvania Rural Water Association (PRWA).

400.46. Education and Training. Funds to be used to pay registration fees for members of the Board. Training opportunities include the Annual PMAA Convention, PMAA and PRWA events, etc. Allocation in 2015 is consistent with 2014 allocation.

429. Wastewater System

429.365. Sludge Disposal. Consists of cost to dispose of process sludge from NWLCA's wastewater treatment plant. Paid in the form of a monthly allowance in the amount of \$3,750.00 to Severn Trent Environmental Services (STES) per the terms of the Agreement between the Township and STES. 2015 allocation is identical to 2014. Any monies not expended by STES are credited to the Township at the time of annual reconciliation. Any monies expended in excess of the annual allowance are reimbursed to STES as part of the annual reconciliation process.

429.60. Capital Construction. Projects carried forward from 2014. Reflects an increase in Engineering News-Record (ENR) construction cost index of 3.3% from September 2013 to September 2014.

429.664. I&I Inspection & Repair. General preventative maintenance allocation to proactively address inflow and infiltration into NWLCA's collection system; also, available for use if repairs must be made

429.74. Capital Purchases. Carried forward from 2014. Involves the purchase and installation of a Supervisory Control and Data Acquisition (SCADA) control system for the wastewater treatment plant.

448. Water System

448.370. Water Storage Tank Maintenance. Involves recoating of the interior and spot repairing and applying a clear coat to the exterior of the 500,000 gallon water tank located adjacent Mallard Ponds Subdivision. The water tank was constructed in 2000-2001.

471. Debt Principal

Money is transferred to the General Fund for payment from the General Fund. See accompanying Debt Review Schedule.

472. Debt Interest

Money is transferred to the General Fund for payment from the General Fund. See accompanying Debt Review Schedule.

493. Joint Operating Expenses

493.15. Part-Time Staff Salary and Wages. 50% of one (1) of the Administrative Assistant's wage and 25% of the Township Manager's salary is paid from the Sewer and Water Fund recognizing the administrative and management services provided to the Northwestern Lancaster County Authority. Additionally, 10% of the wage of the Zoning and Code Enforcement Officer is reimbursed by the Sewer and Water Fund for waterline and sewer line inspection services.

493.222. Chemicals. Paid in the form of a monthly allowance in the amount of \$4,000.00 to Severn Trent Environmental Services (STES) per the terms of the Agreement between the Township and STES. 2015 allocation is identical to 2014. Any monies not expended by STES are credited to the Township at the time of annual reconciliation. Any monies expended in excess of the annual allowance are reimbursed to STES as part of the annual reconciliation process.

09.493.250. Repair and Maintenance. Consist of the monthly allowance in the amount of \$4,000.00 paid to Severn Trent Environmental Services (STES) per the terms of the Agreement between the Township and STES. 2015 allocation is reduced when compared to 2014. Any monies not expended by STES are credited to the Township at the time of annual reconciliation. Any monies expended in excess of the annual allowance are reimbursed to STES as part of the annual reconciliation process.

493.310. Operation (Base Compensation). Consists largely of the annual compensation paid to Severn Trent Environmental Services (STES) for operations and maintenance services provided in accordance with the Agreement between the Township and STES. Paid monthly in equal installments of \$30,977.16. Compensation has been increased in accordance with the proposed amendment to and restatement of the Agreement between the parties. Other items included in this line item are the quarterly costs for the security alarm service at the Water Treatment Plant, the annual and usage costs of an emergency notification system, the monthly costs of an after-hours emergency answering service, and the fees payable to Spencer SEO Services for commercial/industrial grease trap inspections.

493.311. Accounting and Auditing Services. The allocation in 2015 is consistent with the proposal for 2015 received from Maher Duessel, the Authority's current CPA firm. 2015 allocation reflects an increase of 3.95% from the 2014 allocation.

493.313. Engineering Services. Consists of fees paid to the Authority Engineer for services rendered in accordance with the firm's annual fee schedule. Current Authority Engineer is Daniel J. Becker, P.E., from Becker Engineering. 2015 allocation is generally consistent with recent experience.

493.314. Solicitor/Legal Services. Primarily consists of fees paid to the Authority Solicitor for services rendered in accordance with the firm's annual fee schedule. Current Authority Solicitor is Anthony Schimaneck, Esq. from Morgan, Hallgren, Crosswell, and Kane. 2015 allocation is generally consistent with recent experience.

IF YOU HAVE ADDITIONAL QUESTIONS, PLEASE CONTACT THE TOWNSHIP MANAGER AT
(717) 665-4508 OR VIA EMAIL AT DKRATZER@PENNTWPLANCO.ORG.

2015 Budget

2015 Budget								
Fund 09 Sewer and Water Fund								
	Prior Year End Balance	\$1,232,510.15	\$1,176,337.65	\$1,176,337.65	\$1,108,062.41	\$804,433.38	\$766,008.38	\$1,076,963.35
	REVENUES AND OTHER FINANCING SOURCES	2015	2014	2014	2014	2013	2012	2011
<u>Account #</u>	<u>Description</u>	<u>Budget</u>	<u>Projected</u>	<u>Actual (as of 11.10.14)</u>	<u>Budget</u>	<u>Actual</u>	<u>Actual</u>	<u>Actual</u>
09.332	Lien Proceeds	\$0.00	\$2,668.22	\$1,382.66	\$0.00	\$0.00	\$0.00	\$0.00
09.341	Interest Income	\$750.00	\$469.97	\$340.07	\$75.00	\$97.82	\$726.98	\$1,817.52
09.360	Sale of Machinery/Equipment	\$0.00	\$944.46	\$944.46	\$0.00	\$0.00	\$0.00	\$0.00
09.361.36	Cash Financial Security	\$0.00	\$0.00	\$0.00	\$0.00	-\$671.00	\$0.00	\$671.00
09.361.40	Engineering and Legal Plan Review Fees	\$0.00	\$0.00	\$0.00	\$0.00	\$0.00	-\$1,055.24	\$100,553.10
9.361	PLAN REVIEW FEES	\$0.00	\$0.00	\$0.00	\$0.00	-\$671.00	-\$1,055.24	\$101,224.10
09.364.11	Sewage Connection/Tap In Fees	\$105,000.00	\$181,450.00	\$165,700.00	\$107,500.00	\$107,500.00	\$116,100.00	\$107,500.00
09.364.12	Sewer Use Charges	\$1,035,000.00	\$1,030,000.00	\$875,660.40	\$1,133,000.00	\$1,001,825.19	\$972,730.19	\$942,497.80
09.364.14	Nutrient Credit Sale	\$500.00	\$0.00	\$0.00	\$2,500.00	\$3,529.00	\$23,000.00	\$27,121.90
09.364.90	Miscellaneous	\$6,500.00	\$12,000.00	\$11,882.00	\$17,500.00	\$23,018.75	\$25,971.85	\$31,296.33
09.364	WASTEWATER SYSTEM	\$1,147,000.00	\$1,223,450.00	\$1,053,242.40	\$1,260,500.00	\$1,135,872.94	\$1,137,802.04	\$1,108,416.03
09.372.44	Streetlight User Fees	\$22,521.00	\$22,521.00	\$19,889.12	\$22,521.00	\$23,410.48	\$23,241.39	\$22,322.90
09.372.56	PPL Over-Production Cash-Out/SRECs	\$0.00	\$9,418.12	\$8,877.90	\$0.00	\$11,077.10	\$9,573.66	\$0.00
9.372	ELECTRIC REVENUES	\$22,521.00	\$31,939.12	\$28,767.02	\$22,521.00	\$34,487.58	\$32,815.05	\$22,322.90
09.378.10	Water Use Charges	\$300,000.00	\$295,000.00	\$228,257.58	\$324,000.00	\$303,805.42	\$273,980.43	\$251,453.58
09.378.11	Metered Sale of Bulk Water to Customers	\$16,000.00	\$16,074.06	\$14,883.46	\$17,250.00	\$15,400.35	\$14,880.49	\$5,419.51
09.378.90	Water Connection/Tap In Fees	\$14,800.00	\$11,496.56	\$11,301.22	\$52,500.00	\$81,108.06	\$45,500.00	\$49,000.00
09.378.91	Miscellaneous	\$1,400.00	\$2,318.26	\$2,306.52	\$4,000.00	\$14,455.68	\$7,575.53	\$5,667.50
09.378	WATER SYSTEM	\$332,200.00	\$324,888.88	\$256,748.78	\$397,750.00	\$414,769.51	\$341,936.45	\$311,540.59
	REVENUES	\$1,502,471.00	\$1,584,360.65	\$1,341,425.39	\$1,680,846.00	\$1,584,556.85	\$1,512,225.28	\$1,545,321.14
09.392.02	Transfer from NWLCA	\$0.00	\$0.00	\$0.00	\$0.00	\$0.00	\$0.00	\$0.00
09.392.30	Transfer from Capital Reserve	\$0.00	\$0.00	\$0.00	\$0.00	\$0.00	\$0.00	\$0.00
09.392	INTERFUND TRANSFERS	\$0.00	\$0.00	\$0.00	\$0.00	\$0.00	\$0.00	\$0.00
	OTHER FINANCING SOURCES	\$0.00	\$0.00	\$0.00	\$0.00	\$0.00	\$0.00	\$0.00
	CURRENT YEAR REVENUES + OTHER FINANCING SOURCES	\$1,502,471.00	\$1,584,360.65	\$1,341,425.39	\$1,680,846.00	\$1,584,556.85	\$1,512,225.28	\$1,545,321.14
	TOTAL AVAILABLE FUNDS	\$2,734,981.15	\$2,760,698.30	\$2,517,763.04	\$2,788,908.41	\$2,388,990.23	\$2,278,233.66	\$2,622,284.49

2015 Budget

2015								
Fund 09 Sewer and Water Fund								
	EXPENDITURES	2015	2014	2014	2014	2013	2012	2011
Account #	Description	Budget	Projected	Actual (as of 11.10.14)	Budget	Actual	Actual	Actual
09.400.110	Authority Board Stipend	\$1,500.00	\$1,125.00	\$800.00	\$1,500.00	\$1,125.00	\$1,050.00	\$1,250.00
09.400.42	Dues, Subscriptions, and Memberships	\$1,450.00	\$1,450.00	\$1,414.00	\$1,450.00	\$1,409.00	\$1,400.00	\$1,388.00
09.400.46	Education and Training	\$250.00	\$0.00	\$0.00	\$250.00	\$0.00	\$0.00	\$0.00
09.400	GOVERNING BODY	\$3,200.00	\$2,575.00	\$2,214.00	\$3,200.00	\$2,534.00	\$2,450.00	\$2,638.00
09.406.39	Bank Service Fees	\$100.00	\$100.00	\$89.46	\$40.00	\$1,036.00	\$26.79	\$147.95
09.429.365	Sludge Disposal	\$45,000.00	\$36,299.47	\$28,799.47	\$45,000.00	\$42,631.97	\$44,271.00	\$45,000.00
09.429.370	Sewer Facilities Property Maintenance	\$2,000.00	\$2,000.00	\$1,781.18	\$4,050.00	\$0.00	\$0.00	\$0.00
09.429.60	Capital Construction	\$275,294.50	\$0.00	\$0.00	\$266,500.00	\$0.00	\$0.00	\$1,127.50
09.429.601	WWTF DO System	\$100,738.16	\$0.00	\$0.00	\$97,520.00			
09.429.604	Pumping Station #2 Abandonment	\$67,403.25	\$0.00	\$0.00	\$65,250.00			
09.429.605	UV System Roof/Pole Barn	\$107,153.09	\$0.00	\$0.00	\$103,730.00			
09.429.664	I&I Inspection & Repair	\$30,000.00	\$0.00	\$0.00	\$30,000.00	\$0.00	\$0.00	\$2,268.75
09.429.74	Capital Purchases	\$50,000.00	\$0.00	\$0.00	\$50,000.00	\$0.00	\$0.00	\$0.00
09.429.741	SCADA	\$50,000.00	\$0.00	\$0.00	\$50,000.00	\$0.00	\$0.00	
09.429	WASTEWATER SYSTEM	\$402,294.50	\$38,299.47	\$30,580.65	\$395,550.00	\$42,631.97	\$44,271.00	\$48,396.25
09.448.225	Laboratory/Testing	\$10,000.00	\$3,700.00	\$1,223.25	\$2,000.00	\$185.00	\$445.00	\$27,027.00
09.448.366	Bulk Purchase of Water- City of Lancaster	\$10,000.00	\$9,013.20	\$8,251.60	\$11,000.00	\$10,424.40	\$8,990.00	\$8,130.87
09.448.370	Water Storage Tank Maintenance	\$200,000.00	\$16,250.00	\$12,858.09	\$97,048.00	\$0.00	\$0.00	\$0.00
09.448.371	Water Facilities Property Maintenance	\$14,000.00	\$13,500.00	\$8,704.62	\$4,500.00	\$4,498.00	\$4,383.00	\$0.00
09.448.384	Temporary Filtration Rental	\$0.00	\$0.00	\$0.00	\$0.00	\$0.00	\$20,000.00	\$240,000.00
09.448.60	Capital Construction	\$65,494.00	\$0.00	\$0.00	\$65,494.00	\$0.00	\$3,942.00	\$3,702.50
09.448.661	Well Number 3 Development	\$0.00	\$0.00	\$0.00	\$0.00	\$0.00	\$0.00	\$0.00
09.448.662	MBA Interconnection Project	\$0.00	\$0.00	\$0.00	\$0.00	\$0.00	\$0.00	\$0.00
09.448.663	Well Number 2	\$0.00	\$0.00	\$0.00	\$0.00	\$0.00	\$4,156.00	\$3,240.00
09.448.664	Water Filtration Eng/Design	\$0.00	\$0.00	\$0.00	\$0.00	\$0.00	\$0.00	\$0.00
09.448.665	Rohrer's Quarry Water Source	\$0.00	\$0.00	\$0.00	\$0.00	\$0.00	\$0.00	\$0.00
09.448.670	Water Tank Partners Reimbursement	\$0.00	\$0.00	\$0.00	\$0.00	\$0.00	\$0.00	\$100,000.00
09.448	WATER SYSTEM	\$299,494.00	\$42,463.20	\$31,037.56	\$180,042.00	\$15,107.40	\$41,916.00	\$382,100.37
09.471.00	Debt Principal	\$445,000.00	\$435,000.00	\$435,000.00	\$435,000.00	\$209,993.34	\$345,000.00	\$340,000.00
09.471.20	Series 2009- Water Treatment Facility	\$100,000.00	\$100,000.00	\$100,000.00	\$100,000.00	\$100,000.00	\$0.00	\$0.00
09.471.21	Series 2012- Water System Improvements	\$5,000.00	\$5,000.00	\$5,000.00	\$5,000.00	\$4,993.34	\$0.00	\$0.00
09.471.35	Series 2009- 2003 Sewer Bond Refunding-Wastewater Treatment Plant	\$340,000.00	\$330,000.00	\$330,000.00	\$330,000.00	\$105,000.00	\$345,000.00	\$340,000.00
09.472.00	Debt Interest	\$296,165.00	\$304,913.65	\$304,913.65	\$304,913.75	\$190,950.57	\$273,890.00	\$279,531.87
09.472.20	Series 2009- Water Treatment Facility	\$99,747.50	\$101,747.50	\$101,747.50	\$101,747.50	\$71,181.30	\$126,837.50	\$126,837.50
09.472.21	Series 2012- Water System Improvements	\$120,765.00	\$120,813.77	\$120,813.77	\$120,813.75	\$60,417.07	\$0.00	\$0.00
09.472.35	Series 2009- 2003 Sewer Bond Refunding-Wastewater Treatment Plant	\$75,652.50	\$82,352.38	\$82,352.38	\$82,352.50	\$59,352.20	\$147,052.50	\$152,694.37

2015 Budget

2015 Budget								
Fund 09 Sewer and Water Fund								
	EXPENDITURES	2015	2014	2014	2014	2013	2012	2011
Account #	Description	Budget	Projected	Actual (as of 11.10.14)	Budget	Actual	Actual	Actual
	Fidelity and Surety Bonds	\$100.00	\$100.00	\$100.00	\$100.00	\$100.00	\$100.00	\$100.00
09.493.15	Part-Time Staff Salary and Wages	\$48,256.27	\$47,068.20	\$36,167.32	\$46,346.48	\$45,804.73	\$44,552.04	\$43,724.45
09.493.215	Postage/Postcards	\$5,750.00	\$5,750.00	\$4,952.82	\$5,000.00	\$4,645.58	\$3,733.98	\$4,146.94
09.493.222	Chemicals	\$48,000.00	\$31,569.76	\$23,596.76	\$48,000.00	\$54,709.01	\$50,454.00	\$48,000.00
09.493.239	PA One Call	\$500.00	\$363.39	\$275.84	\$750.00	\$535.97	\$708.02	\$439.82
09.493.24	Meters	\$3,000.00	\$1,500.00	\$793.96	\$5,000.00	\$4,990.33	\$2,306.82	\$9,416.50
09.493.250	Repair and Maintenance	\$50,000.00	\$46,764.48	\$37,795.16	\$57,000.00	\$57,227.31	\$56,993.75	\$53,989.50
09.493.28	Software/Hardware	\$1,000.00	\$900.00	\$898.80	\$1,000.00	\$889.80	\$250.00	\$2,496.00
09.493.310	Operation (Base Comp)	\$381,725.92	\$350,000.00	\$288,331.80	\$357,525.92	\$345,226.16	\$361,028.97	\$324,714.21
09.493.311	Accounting and Auditing Services	\$1,975.00	\$1,900.00	\$1,900.00	\$1,900.00	\$1,845.00	\$1,775.00	\$1,695.00
09.493.313	Engineering Services	\$40,000.00	\$40,000.00	\$29,360.45	\$40,000.00	\$40,762.45	\$23,227.64	\$32,627.26
09.493.314	Solicitor/Legal Services	\$2,500.00	\$1,000.00	\$707.44	\$3,500.00	\$369.82	\$3,675.21	\$3,108.51
09.493.317	Eng and Legal Plan Review Fees (reimbursable)	\$0.00	\$0.00	\$0.00	\$0.00	\$0.00	\$4,824.84	\$56,412.32
09.493.360	Public Utilities (includes water, electric, etc.)	\$150,000.00	\$150,000.00	\$119,924.76	\$165,000.00	\$165,563.79	\$178,205.33	\$194,006.16
09.493.375	Repairs and Maintenance- Vehicles	\$2,000.00	\$1,000.00	\$820.56	\$2,000.00	\$1,412.70	\$3,684.05	\$394.59
09.493.490	Miscellaneous	\$3,000.00	\$4,500.00	\$2,110.00	\$4,000.00	\$3,224.05	\$5,444.70	\$4,475.00
09.493	JOINT OPERATING EXPENSES	\$737,707.19	\$682,315.83	\$547,635.67	\$737,022.40	\$727,206.70	\$740,864.35	\$779,646.26
	EXPENDITURES	\$2,183,960.69	\$1,505,667.15	\$1,351,481.53	\$2,055,828.15	\$1,188,523.98	\$1,448,491.35	\$1,832,560.70
	INTERFUND OPERATING TRANSFERS							
09.492.01	Transfer to General Fund (Streetlight Payments Only)	\$22,500.00	\$22,521.00	\$18,150.11	\$22,521.00	\$23,092.60	\$25,282.14	\$22,355.90
09.492.09	Transfer to NWLCA	\$0.00	\$0.00	\$0.00	\$0.00	\$0.00	\$0.00	\$1,359.51
09.492	INTERFUND TRANSFERS	\$22,500.00	\$22,521.00	\$18,150.11	\$22,521.00	\$23,092.60	\$25,282.14	\$23,715.41
	CURRENT YEAR EXPENDITURES + INTERFUND TRANSFERS	\$2,206,460.69	\$1,528,188.15	\$1,369,631.64	\$2,078,349.15	\$1,211,616.58	\$1,473,773.49	\$1,856,276.11
	YEAR END FUND BALANCE	\$528,520.46	\$1,232,510.15	\$1,148,131.40	\$710,559.26	\$1,177,373.65	\$804,460.17	\$766,008.38



Fund 18

Agricultural Preservation Fund

2015 Budget

[illegible]



Fund 19

Street Improvement Fund

2015 Budget

[illegible]

2015 Budget

2015 Budget								
Fund 19 Street Improvement Fund								
	EXPENDITURES	2015	2014	2014	2014	2013	2012	2011
Account #	Description	Budget	Projected	Actual (as of 11.10.14)	Budget	Actual	Actual	Actual
19.438.245	Maintenance Projects	\$40,876.00	\$0.00	\$0.00	\$0.00	\$0.00	\$0.00	\$0.00
19.438.245.029	Schoolway Drive	\$3,630.00	\$0.00	\$0.00	\$0.00	\$0.00	\$0.00	\$0.00
19.438.245.030	Sensei Drive	\$3,590.00	\$0.00	\$0.00	\$0.00	\$0.00	\$0.00	\$0.00
19.438.245.031	Andrea Drive	\$6,696.00	\$0.00	\$0.00	\$0.00	\$0.00	\$0.00	\$0.00
19.438.245.032	Audry Drive	\$11,520.00	\$0.00	\$0.00	\$0.00	\$0.00	\$0.00	\$0.00
19.438.245.033	Hiview Drive	\$15,440.00	\$0.00	\$0.00	\$0.00	\$0.00	\$0.00	\$0.00
19.439.245	Construction Projects	\$668,612.55	\$94,891.65	\$134,702.74	\$189,500.00	\$49,053.91	\$56,786.47	\$136,040.02
19.439.245.005	Gish Road Bridge	\$0.00	\$0.00	\$0.00	\$0.00	\$0.00	\$0.00	-\$6,001.37
19.439.245.006	Woodlot Road	\$3,500.00	\$1,572.00	\$1,572.00	\$5,500.00	\$0.00	\$0.00	\$0.00
19.439.245.008	Elm Road	\$0.00	\$4,848.10	\$4,848.10	\$5,000.00	\$8,044.68	\$11,009.16	\$96,991.29
19.439.245.010	Chickies Creek Bank Protection	\$0.00	\$0.00	\$0.00	\$0.00	\$0.00	\$0.00	\$2,193.53
19.439.245.011	Doe Run Road/Penryn Road Intersection Project	\$0.00	\$0.00	\$0.00	\$15,000.00	\$0.00	\$0.00	\$0.00
19.439.245.012	Power Road Bridge Replacement	\$0.00	\$0.00	\$0.00	\$0.00	\$0.00	\$210.48	\$42,856.57
9.439.245.013	Auction Road	\$0.00	\$0.00	\$0.00	\$0.00	\$0.00	\$45,566.83	\$0.00
9.439.245.014	Bucknoll Road	\$0.00	\$51,583.86	\$51,583.86	\$72,000.00	\$8,606.54	\$0.00	\$0.00
9.439.245.015	Power Road	\$0.00	\$0.00	\$0.00	\$0.00	\$4,814.21	\$0.00	\$0.00
9.439.245.016	North Penryn Road	\$180,000.00	\$5,254.86	\$5,254.86	\$15,000.00	\$6,158.78	\$0.00	\$0.00
9.439.245.018	Fairview Road	\$9,500.00	\$1,572.00	\$1,572.00	\$11,000.00	\$1,697.08	\$0.00	\$0.00
9.439.245.019	Bucknoll Road Safety	\$0.00	\$0.00	\$0.00	\$0.00	\$4,999.94	\$0.00	\$0.00
9.439.245.020	Route 72/Bucknoll Road Intersection	\$0.00	\$3,336.25	\$3,336.25	\$10,000.00	\$14,732.68	\$0.00	\$0.00
9.439.245.021	Fruitville Pike/Temperance Hill Road/Holly Tree Road	\$143,909.09	\$6,069.57	\$45,880.66	\$0.00	\$0.00	\$0.00	\$0.00
9.439.245.022	Doe Run Road Pedestrian Enhancement Project	\$305,553.46	\$415.00	\$415.00	\$15,000.00	\$0.00	\$0.00	\$0.00
9.439.245.023	Mt. Hope Road	\$15,000.00	\$7,682.30	\$7,682.30	\$23,000.00	\$0.00	\$0.00	\$0.00
9.439.245.024	Oak Lane	\$500.00	\$1,069.00	\$1,069.00	\$1,500.00	\$0.00	\$0.00	\$0.00
9.439.245.025	Grandview Drive	\$0.00	\$2,661.85	\$2,661.85	\$4,000.00	\$0.00	\$0.00	\$0.00
9.439.245.026	Schoolway Drive	\$1,750.00	\$756.00	\$756.00	\$2,500.00	\$0.00	\$0.00	\$0.00
9.439.245.027	Structures Evaluation	\$1,900.00	\$8,070.86	\$8,070.86	\$10,000.00	\$0.00	\$0.00	\$0.00
9.439.245.028	Meadow Road	\$7,000.00	\$0.00	\$0.00	\$0.00	\$0.00	\$0.00	\$0.00
19.439.74	Capital Equipment Purchase	\$0.00	\$0.00	\$0.00	\$0.00	\$0.00	\$0.00	\$0.00
	EXPENDITURES	\$709,488.55	\$94,891.65	\$134,702.74	\$189,500.00	\$49,053.91	\$56,786.47	\$136,040.02

2015 Budget

2015 Budget								
Fund 19 Street Improvement Fund								
	EXPENDITURES	2015	2014	2014	2014	2013	2012	2011
<u>Account #</u>	<u>Description</u>	<u>Budget</u>	<u>Projected</u>	<u>Actual (as of 11.10.14)</u>	<u>Budget</u>	<u>Actual</u>	<u>Actual</u>	<u>Actual</u>
19.492.01	Transfer to General Fund	\$0.00	\$0.00	\$0.00	\$0.00	\$0.00	\$0.00	\$0.00
19.492	INTERFUND TRANSFERS	\$0.00	\$0.00	\$0.00	\$0.00	\$0.00	\$0.00	\$0.00
	CURRENT YEAR EXPENDITURES + INTERFUND TRANSFERS	\$709,488.55	\$94,891.65	\$134,702.74	\$189,500.00	\$49,053.91	\$56,786.47	\$136,040.02
	YEAR END FUND BALANCE	\$776,433.15	\$1,313,425.63	\$1,069,735.20	\$1,082,034.79	\$1,242,002.51	\$1,293,220.39	\$1,291,968.83



Fund 30

Capital Reserve Fund

2015 Budget

[illegible]

2015 Budget

2015 Budget								
Fund 30 Capital Reserve Fund								
	EXPENDITURES	2015	2014	2014	2014	2013	2012	2011
<u>Account #</u>	<u>Description</u>	<u>Budget</u>	<u>Projected</u>	<u>Actual (as of 09.30.14)</u>	<u>Budget</u>	<u>Actual</u>	<u>Actual</u>	<u>Actual</u>
30.492.01	Transfer to General Fund	\$21,000.00	\$0.00	\$0.00	\$0.00	\$34,000.00	\$16,340.00	\$0.00
30.492	INTERFUND TRANSFERS	\$21,000.00	\$0.00	\$0.00	\$0.00	\$34,000.00	\$16,340.00	\$0.00
	TOTAL EXPENDITURES	\$21,000.00	\$0.00	\$0.00	\$0.00	\$34,000.00	\$16,340.00	\$0.00
	YEAR END FUND BALANCE	\$879,261.79	\$846,587.79	\$796,303.52	\$756,856.97	\$705,371.35	\$735,565.46	\$746,234.56
	ASSIGNED BALANCE							
	<i>Beginning 2015</i>							
	PW Capital Equipment Escrow	\$31,500.00						
	Fire Companies Capital Equipment Escrow	\$28,600.00						
		\$60,100.00						
	<i>End 2015</i>							
	PW Capital Equipment	\$56,500.00						
	Fire Companies Capital Equipment Escrow	\$54,850.00						
		\$111,350.00						
	UNASSIGNED BALANCE							
	Beginning 2015	\$786,161.79						
	End 2015	\$767,911.79						



Fund 35

Highway Aid Fund

2015 Budget

[illegible]

2015 Budget

2015 Budget								
Fund 35 Highway Aid Fund								
	EXPENDITURES	2015	2014	2014	2014	2013	2012	2011
Account #	Description	Budget	Projected	Actual (as of 11.10.14)	Budget	Actual	Actual	Actual
35.437.740	Equipment Purchase	\$76,000.00	\$0.00	\$0.00		\$0.00	\$0.00	\$107,116.06
35.438.220	Operating Supplies	\$40,000.00	\$18,513.85	\$3,085.76	\$0.00	\$0.00	\$0.00	\$0.00
35.438.245	Maintenance Projects	\$250,515.50	\$67,301.91	\$67,301.91	\$89,000.00	\$70,706.80	\$55,892.99	\$51,123.09
438.245.011	Sego Sago Road	\$0.00	\$8,324.16	\$8,324.16	\$0.00	\$0.00	\$0.00	\$0.00
432.245.013	Memorial Road	\$6,490.00	\$0.00	\$0.00	\$0.00	\$0.00	\$0.00	\$0.00
438.245.017	Airy Hill Road	\$0.00	\$13,356.33	\$13,356.33	\$0.00	\$0.00	\$0.00	\$0.00
438.245.018	Penn Valley Road	\$0.00	\$0.00	\$0.00	\$0.00	\$0.00	\$0.00	\$20,000.00
438.245.024	Northview Road	\$0.00	\$1,811.94	\$1,811.94	\$0.00	\$0.00	\$0.00	\$0.00
438.245.025	Gish Road	\$0.00	\$0.00	\$0.00	\$0.00	\$0.00	\$0.00	\$11,123.09
438.245.026	Sanctuary Road	\$0.00	\$0.00	\$0.00	\$0.00	\$0.00	\$14,925.57	\$0.00
438.245.027	Meadow Road	\$0.00	\$0.00	\$0.00	\$0.00	\$0.00	\$0.00	\$20,000.00
438.245.034	Cool Spring Road	\$0.00	\$0.00	\$0.00	\$0.00	\$0.00	\$9,613.38	\$0.00
438.245.035	Elm Road	\$0.00	\$0.00	\$0.00	\$0.00	\$0.00	\$0.00	\$0.00
438.245.036	Evans Road	\$0.00	\$0.00	\$0.00	\$0.00	\$0.00	\$7,895.24	\$0.00
438.245.037	Limerock Road	\$0.00	\$0.00	\$0.00	\$0.00	\$0.00	\$3,571.65	\$0.00
438.245.038	Lititz Road	\$0.00	\$0.00	\$0.00	\$0.00	\$0.00	\$12,154.54	\$0.00
438.245.040	Southview Road	\$0.00	\$0.00	\$0.00	\$0.00	\$0.00	\$4,556.37	\$0.00
438.245.041	Warehouse Road	\$0.00	\$0.00	\$0.00	\$0.00	\$0.00	\$3,176.24	\$0.00
438.245.045	Audry Drive	\$0.00	\$0.00	\$0.00	\$0.00	\$0.00	\$0.00	\$0.00
438.245.046	Andrea Drive	\$0.00	\$0.00	\$0.00	\$0.00	\$0.00	\$0.00	\$0.00
438.245.047	Hiview Drive	\$0.00	\$0.00	\$0.00	\$0.00	\$0.00	\$0.00	\$0.00
438.245.048	East End Drive	\$0.00	\$0.00	\$0.00	\$0.00	\$13,510.90	\$0.00	\$0.00
438.245.049	Ditz Drive	\$0.00	\$0.00	\$0.00	\$0.00	\$24,697.05	\$0.00	\$0.00
438.245.050	West End Drive	\$0.00	\$0.00	\$0.00	\$0.00	\$19,445.85	\$0.00	\$0.00
438.245.051	Silverwood Drive	\$0.00	\$0.00	\$0.00	\$0.00	\$13,053.00	\$0.00	\$0.00
438.245.055	Boyer Run Road	\$0.00	\$6,431.49	\$6,431.49	\$8,600.00	\$0.00	\$0.00	\$0.00
438.245.056	Hostetter Road	\$0.00	\$8,584.29	\$8,584.29	\$11,500.00	\$0.00	\$0.00	\$0.00
438.245.057	Indian Village Road	\$21,215.00	\$0.00	\$0.00	\$23,150.00	\$0.00	\$0.00	\$0.00

2015 Budget

2015 Budget								
Fund 35 Highway Aid Fund								
	EXPENDITURES	2015	2014	2014	2014	2013	2012	2011
Account #	Description	Budget	Projected	Actual (as of 11.10.14)	Budget	Actual	Actual	Actual
	Maintenance (continued)							
438.245.058	Locust Lane	\$0.00	\$2,951.13	\$2,951.13	\$3,950.00	\$0.00	\$0.00	\$0.00
438.245.059	Oak Lane	\$10,010.00	\$0.00	\$0.00	\$7,800.00	\$0.00	\$0.00	\$0.00
438.245.060	White Oak Road	\$0.00	\$25,385.10	\$25,385.10	\$34,000.00	\$0.00	\$0.00	\$0.00
438.245.066	Fairland Road	\$0.00	\$457.47	\$457.47	\$0.00	\$0.00	\$0.00	\$0.00
438.245.069	Brooklawn Road	\$6,776.00	\$0.00	\$0.00	\$0.00	\$0.00	\$0.00	\$0.00
438.245.070	Hamaker Road	\$1,177.00	\$0.00	\$0.00	\$0.00	\$0.00	\$0.00	\$0.00
438.245.071	Hickory Road	\$4,915.00	\$0.00	\$0.00	\$0.00	\$0.00	\$0.00	\$0.00
438.245.072	N. Penryn Road	\$45,270.50	\$0.00	\$0.00	\$0.00	\$0.00	\$0.00	\$0.00
438.245.073	W. Lexington Road	\$54,037.00	\$0.00	\$0.00	\$0.00	\$0.00	\$0.00	\$0.00
438.245.074	S. Oak Street	\$38,125.00	\$0.00	\$0.00	\$0.00	\$0.00	\$0.00	\$0.00
438.245.075	E. Sun Hill Road	\$62,500.00	\$0.00	\$0.00	\$0.00	\$0.00	\$0.00	\$0.00
35.438.300	Line Painting	\$35,000.00	\$28,210.05	\$28,210.05	\$0.00	\$0.00	\$0.00	\$0.00
35.439.245	Construction Projects	\$76,950.00	\$171,462.46	\$172,894.82	\$297,600.00	\$195,832.08	\$209,784.16	\$90,329.93
439.245.004	W. Sun Hill (Power to Junction)	\$0.00	\$0.00	\$0.00	\$0.00	\$0.00	\$0.00	\$0.00
439.245.005	W. Sun Hill (Junction to Boundary)	\$0.00	\$0.00	\$0.00	\$0.00	\$0.00	\$0.00	\$0.00
439.245.006	Junction (W. Sunhill to Mill)	\$0.00	\$0.00	\$0.00	\$0.00	\$0.00	\$0.00	\$0.00
439.245.007	Junction (Auction to Boundary)	\$0.00	\$0.00	\$0.00	\$0.00	\$0.00	\$0.00	\$0.00
439.245.009	Warehouse (Junction to Auction)	\$0.00	\$0.00	\$0.00	\$0.00	\$0.00	\$0.00	\$0.00
439.245.019	Locust Grove Road	\$0.00	\$0.00	\$0.00	\$0.00	\$0.00	\$0.00	\$0.00
439.245.021	Circle Drive	\$0.00	\$0.00	\$0.00	\$0.00	\$0.00	\$0.00	\$0.00
439.245.022	Conestoga Avenue	\$0.00	\$0.00	\$0.00	\$0.00	\$0.00	\$0.00	\$0.00
439.245.023	Marie Avenue	\$0.00	\$0.00	\$0.00	\$0.00	\$0.00	\$0.00	\$0.00
439.245.028	W. Lexington Road	\$0.00	\$0.00	\$0.00	\$0.00	\$0.00	\$0.00	\$41,729.93
439.245.029	Sego Sago Road	\$0.00	\$0.00	\$0.00	\$0.00	\$0.00	\$0.00	\$12,000.00
439.245.030	E. Laurel View	\$0.00	\$0.00	\$0.00	\$0.00	\$0.00	\$0.00	\$20,800.00
439.245.031	W. Laurel View	\$0.00	\$0.00	\$0.00	\$0.00	\$0.00	\$0.00	\$15,800.00
439.245.032	Elm Road (Newport to Brooklawn)	\$0.00	\$0.00	\$0.00	\$0.00	\$0.00	\$93,831.49	\$0.00

2015 Budget

2015 Budget								
Fund 35 Highway Aid Fund								
	EXPENDITURES	2015	2014	2014	2014	2013	2012	2011
Account #	Description	Budget	Projected	Actual (as of 11.10.14)	Budget	Actual	Actual	Actual
	Construction (continued)							
439.245.033	Elm Road (Brooklawn to Fairview)	\$0.00	\$0.00	\$0.00	\$0.00	\$91,584.45	\$56,630.25	\$0.00
439.245.043	Erb's Quarry Road	\$0.00	\$0.00	\$0.00	\$0.00	\$7,291.90	\$13,483.00	\$0.00
439.245.044	Franklin Drive	\$0.00	\$0.00	\$0.00	\$0.00	\$0.00	\$45,839.42	\$0.00
439.245.052	Elm Road (Fairview to Doe Run)	\$0.00	\$94,177.71	\$95,610.07	\$108,000.00	\$61,798.90	\$0.00	\$0.00
439.245.053	Sun Valley Drive	\$0.00	\$0.00	\$0.00	\$0.00	\$17,235.40	\$0.00	\$0.00
439.245.054	Waters Edge Road	\$0.00	\$0.00	\$0.00	\$0.00	\$17,921.43	\$0.00	\$0.00
439.245.061	Brandt Street	\$0.00	\$9,639.06	\$9,639.06	\$10,800.00	\$0.00	\$0.00	\$0.00
439.245.062	Buchdale Drive	\$0.00	\$21,000.00	\$21,000.00	\$28,800.00	\$0.00	\$0.00	\$0.00
439.245.063	Elwyn Terrace	\$0.00	\$10,901.19	\$10,901.19	\$18,000.00	\$0.00	\$0.00	\$0.00
439.245.064	Grandview Drive	\$0.00	\$35,744.50	\$35,744.50	\$36,000.00	\$0.00	\$0.00	\$0.00
439.245.065	Mount Hope Road	\$0.00	\$0.00	\$0.00	\$96,000.00	\$0.00	\$0.00	\$0.00
439.245.067	Auction Road	\$33,750.00	\$0.00	\$0.00	\$0.00	\$0.00	\$0.00	\$0.00
439.245.068	N. Copehill Drive	\$43,200.00	\$0.00	\$0.00	\$0.00	\$0.00	\$0.00	\$0.00
	EXPENDITURES	\$478,465.50	\$285,488.27	\$271,492.54	\$386,600.00	\$266,538.88	\$265,677.15	\$248,569.08
	CURRENT YEAR EXPENDITURES	\$478,465.50	\$285,488.27	\$271,492.54	\$386,600.00	\$266,538.88	\$265,677.15	\$248,569.08
	YEAR END FUND BALANCE	\$10,325.77	\$185,670.15	\$199,664.63	\$56,524.67	\$185,811.54	\$186,408.46	\$181,528.68

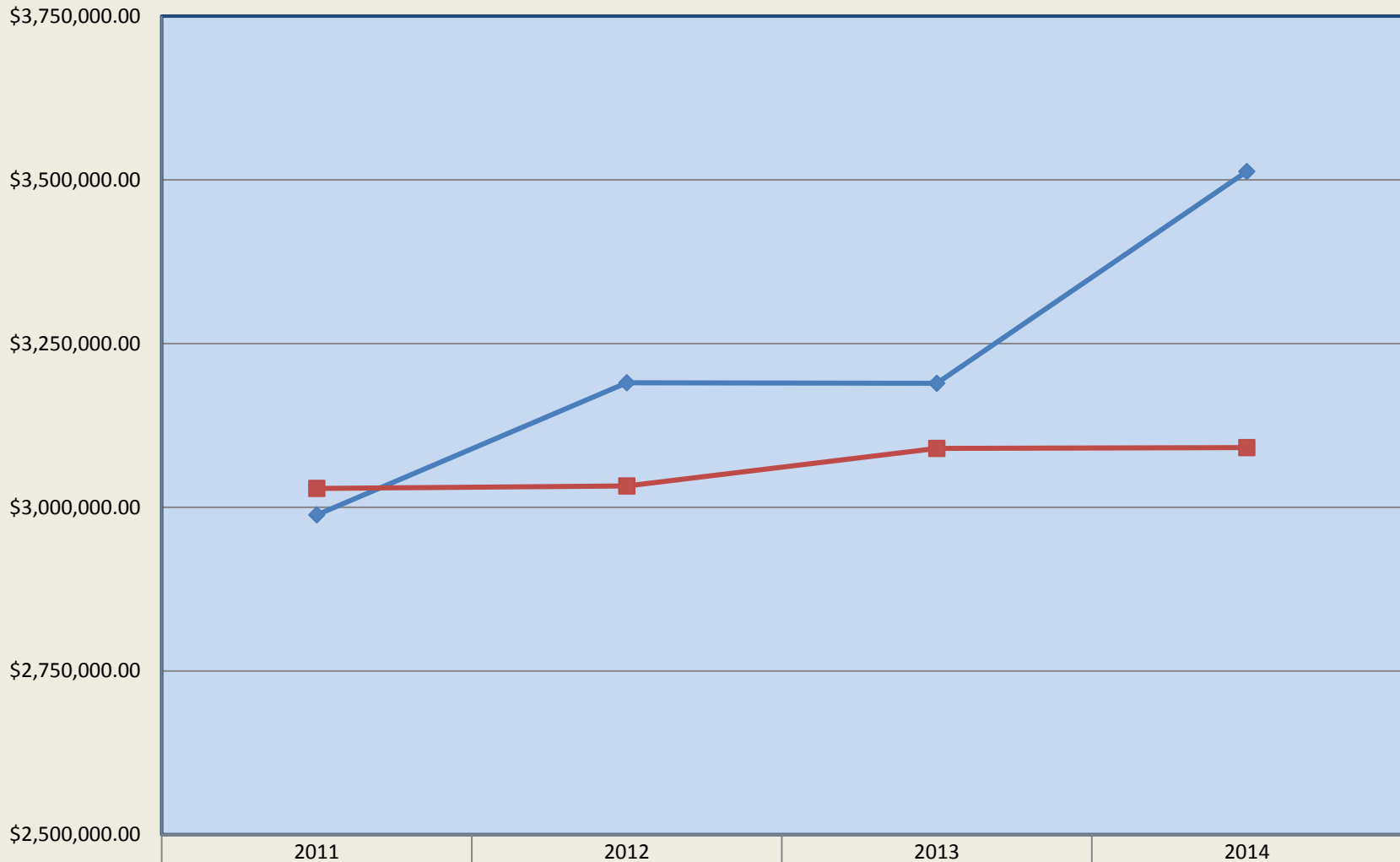


Additional Supplemental Items

PENN TOWNSHIP, LANCASTER COUNTY

Revenues v. Expenditures- General Fund

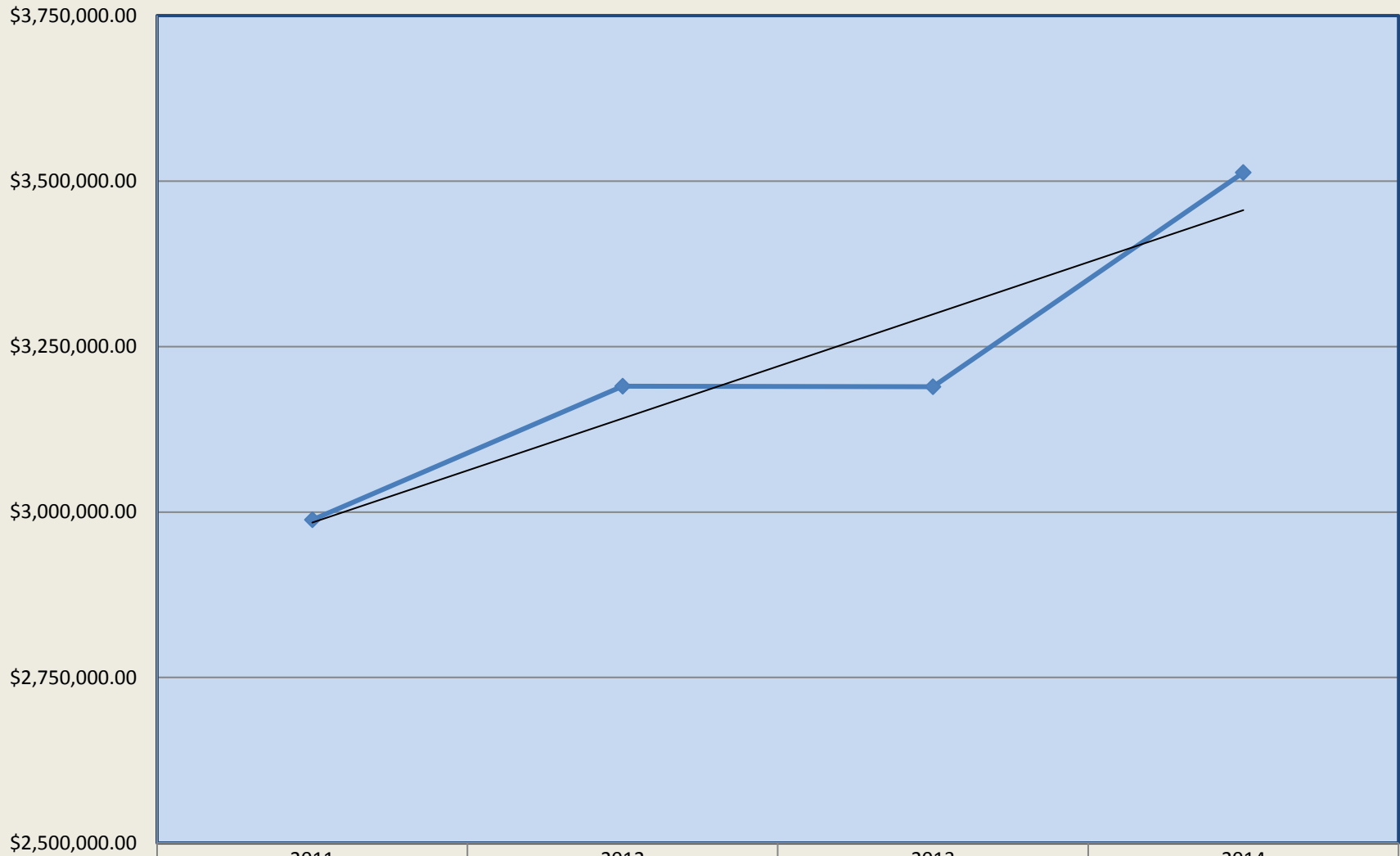
2011-2014



◆ Total Revenue	\$2,988,155.07	\$3,190,064.30	\$3,189,345.10	\$3,512,810.08
■ Total Expenditures	\$3,028,623.39	\$3,032,324.54	\$3,090,000.97	\$3,091,080.19

PENN TOWNSHIP, LANCASTER COUNTY

Revenue Review- General Fund 2011-2014



◆ Total Revenue

\$2,988,155.07

\$3,190,064.30

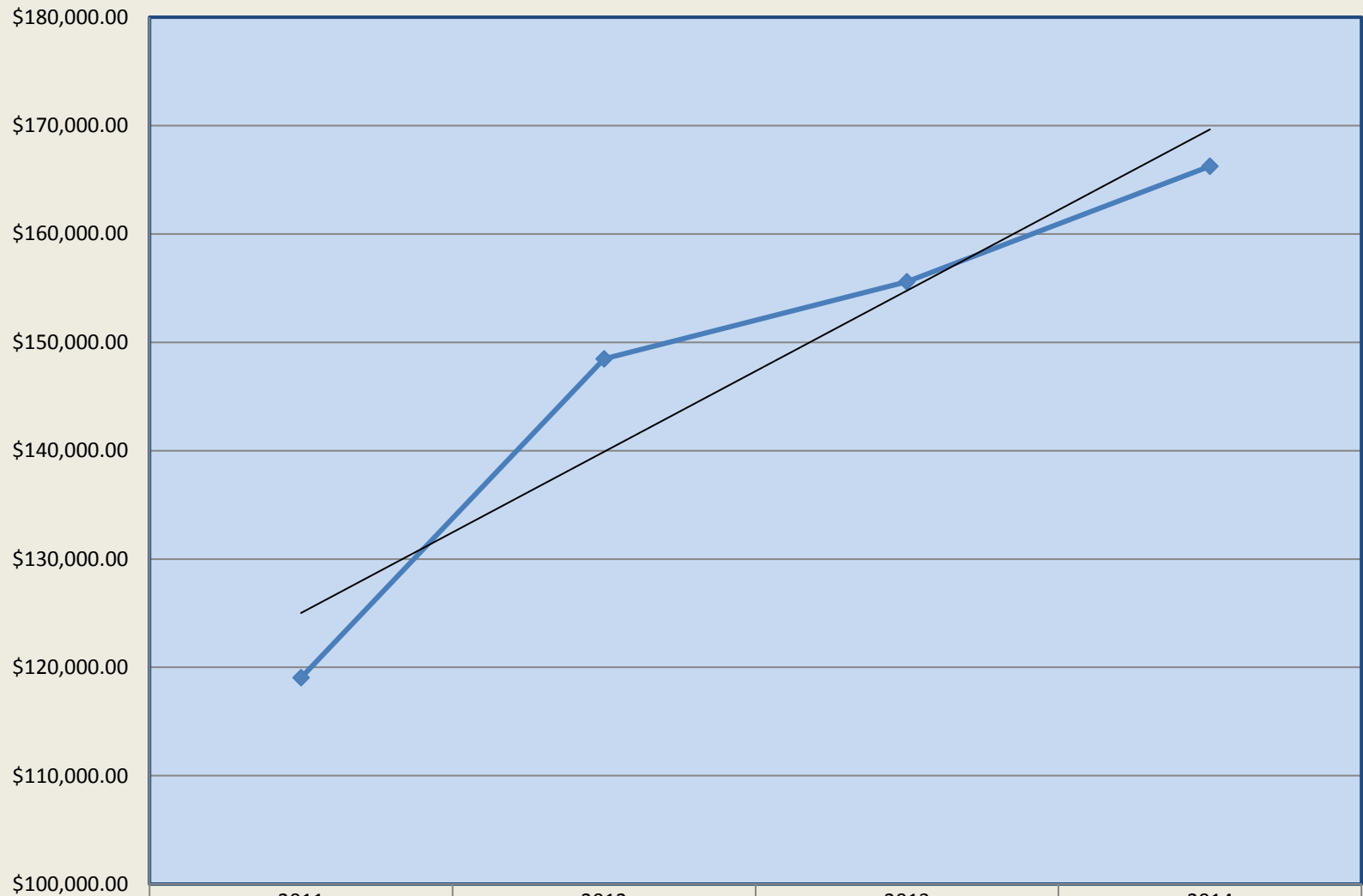
\$3,189,345.10

\$3,512,810.08

PENN TOWNSHIP, LANCASTER COUNTY

Revenue Review- General Fund

2011-2014



—◆— Real Estate Transfer Tax

2011
\$119,038.45

2012
\$148,460.32

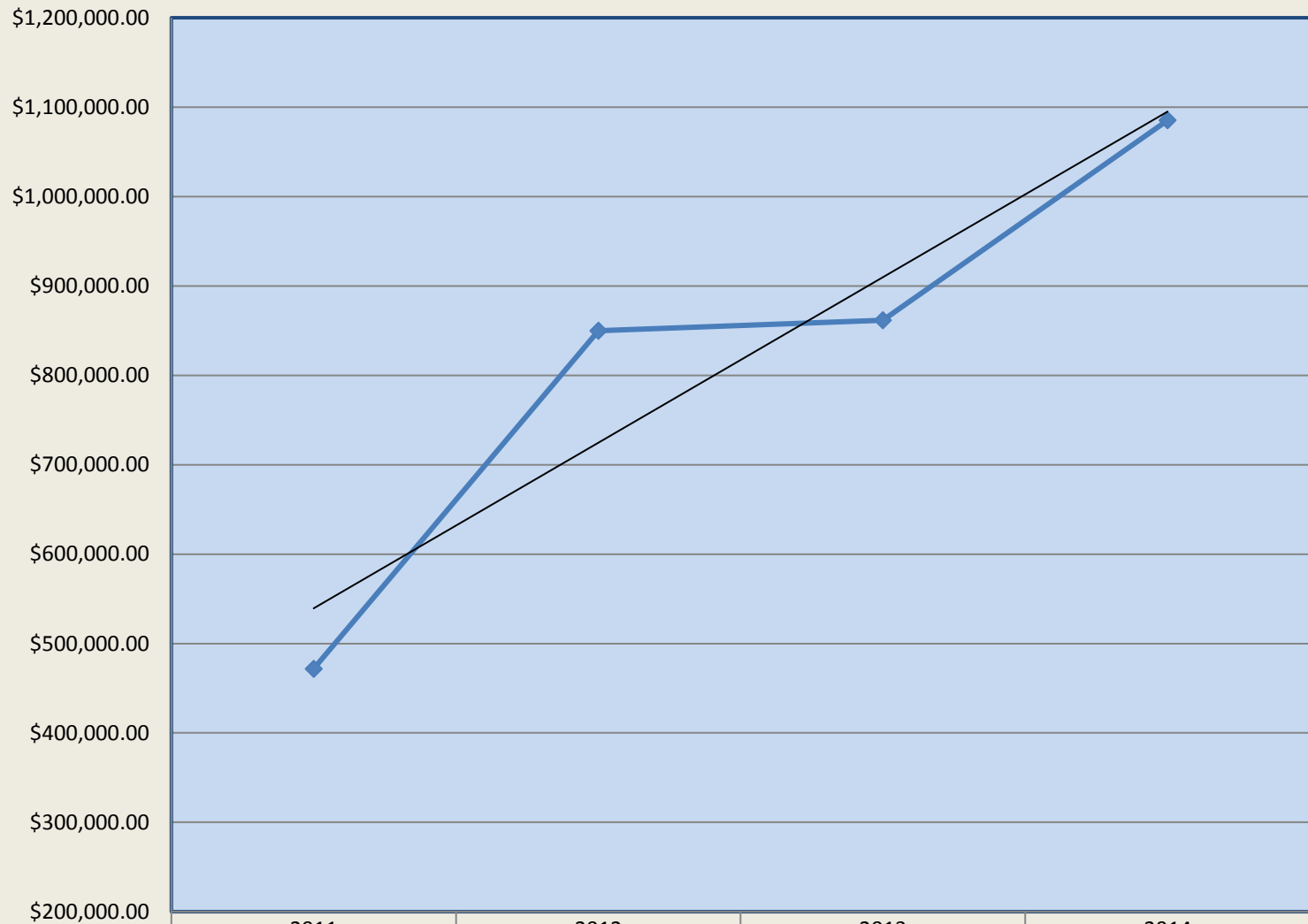
2013
\$155,577.98

2014
\$166,249.87

PENN TOWNSHIP, LANCASTER COUNTY

Revenue Review- General Fund

2011-2014

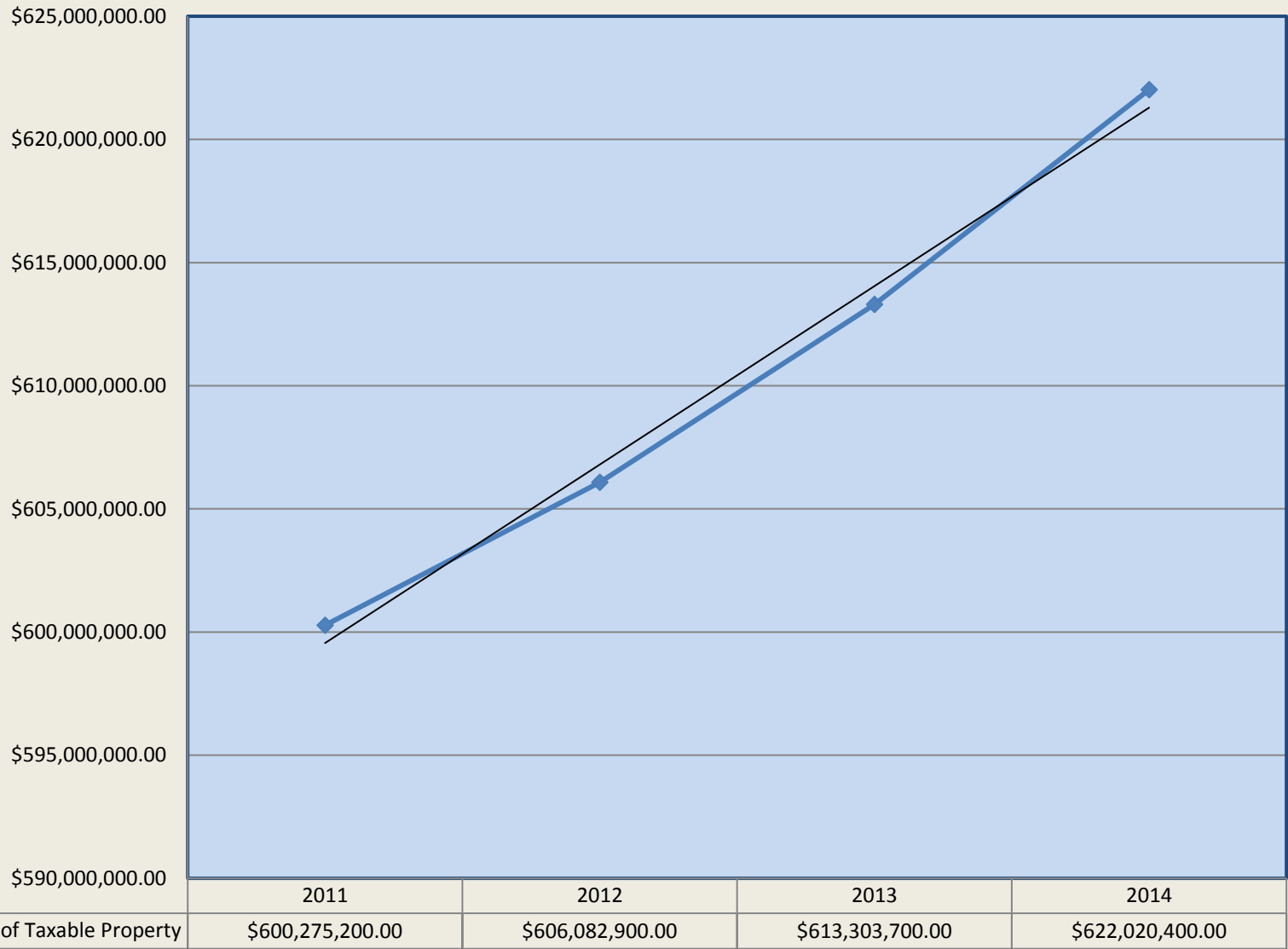


Real Estate Property Taxes- Current	2011	2012	2013	2014
	\$471,800.20	\$849,980.66	\$861,688.76	\$1,085,307.52

PENN TOWNSHIP, LANCASTER COUNTY

Revenue Review- General Fund

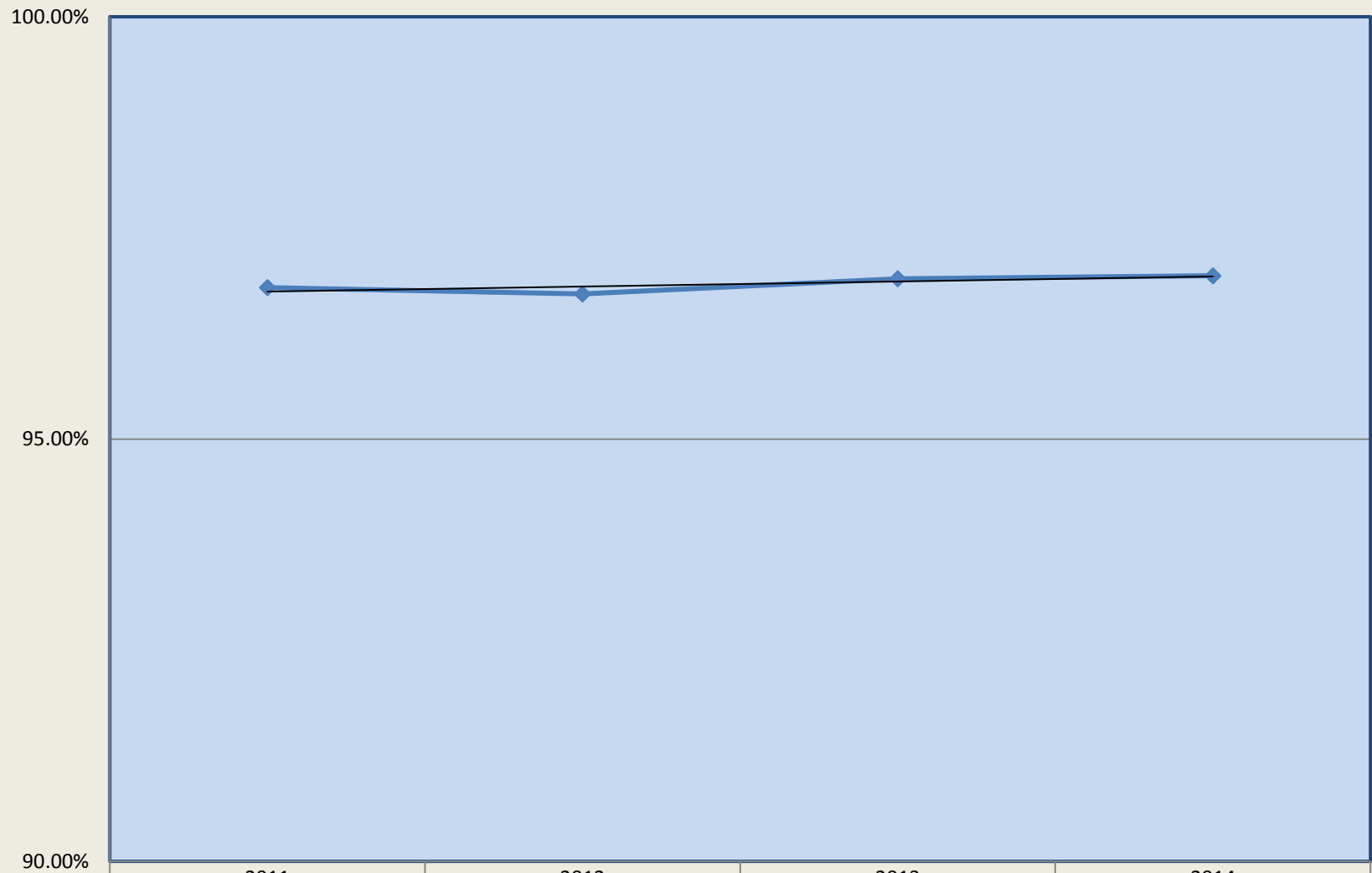
2011-2014



PENN TOWNSHIP, LANCASTER COUNTY

Revenue Review- General Fund

2011-2014



◆ Collection Rate

2011

96.79%

2012

96.72%

2013

96.90%

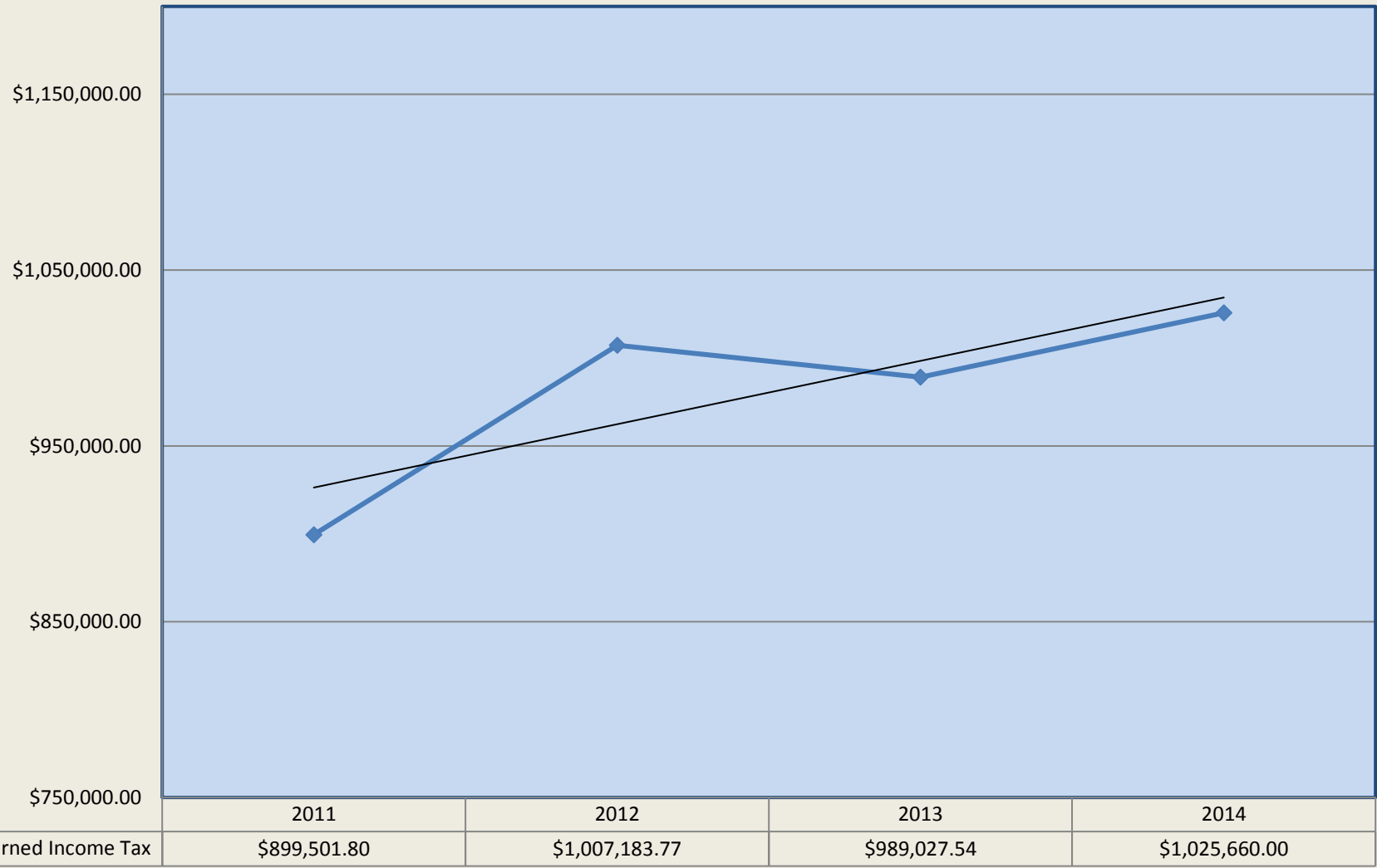
2014

96.93%

PENN TOWNSHIP, LANCASTER COUNTY

Revenue Review- General Fund

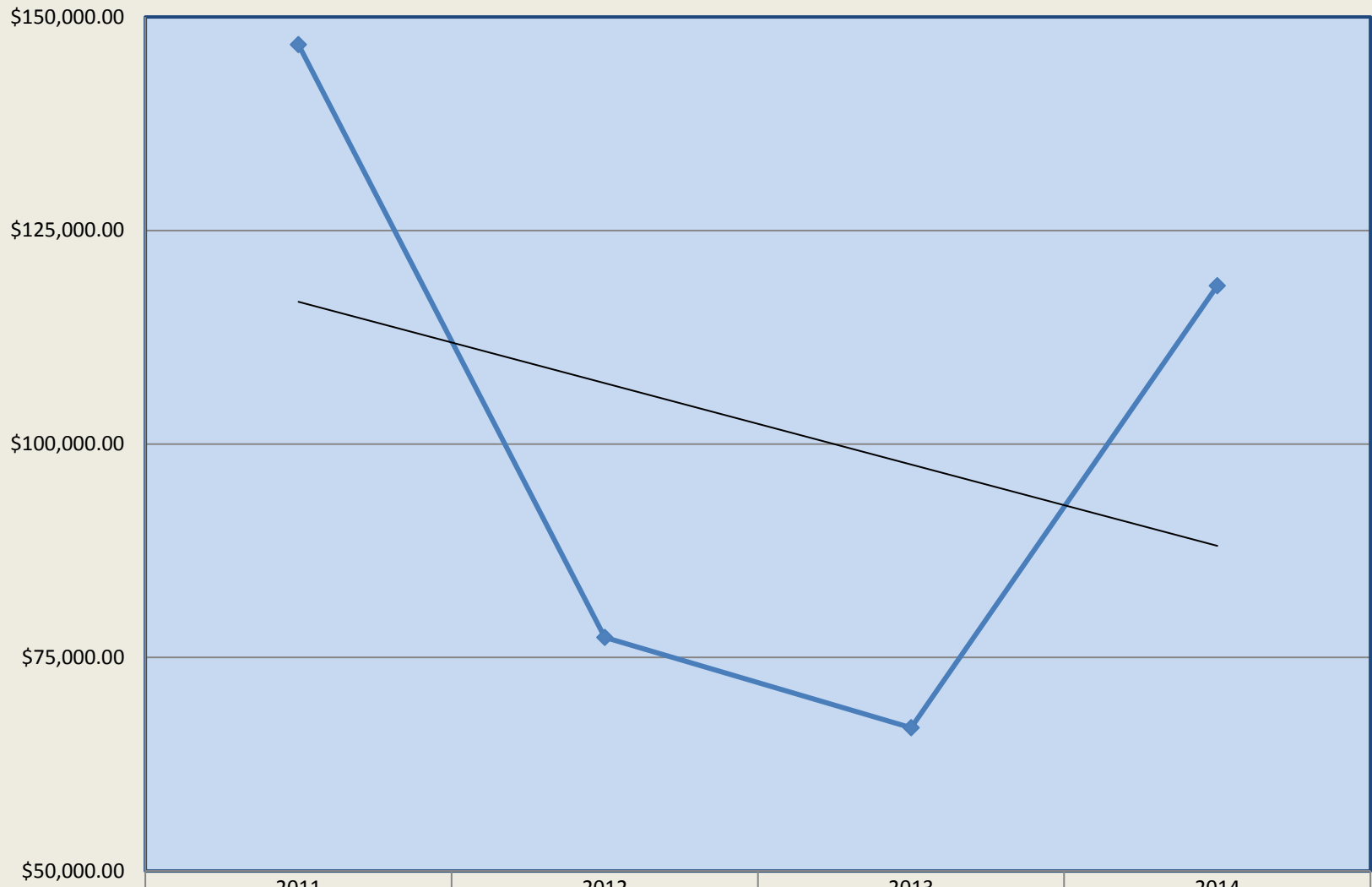
2011-2014



PENN TOWNSHIP, LANCASTER COUNTY

Revenue Review- General Fund

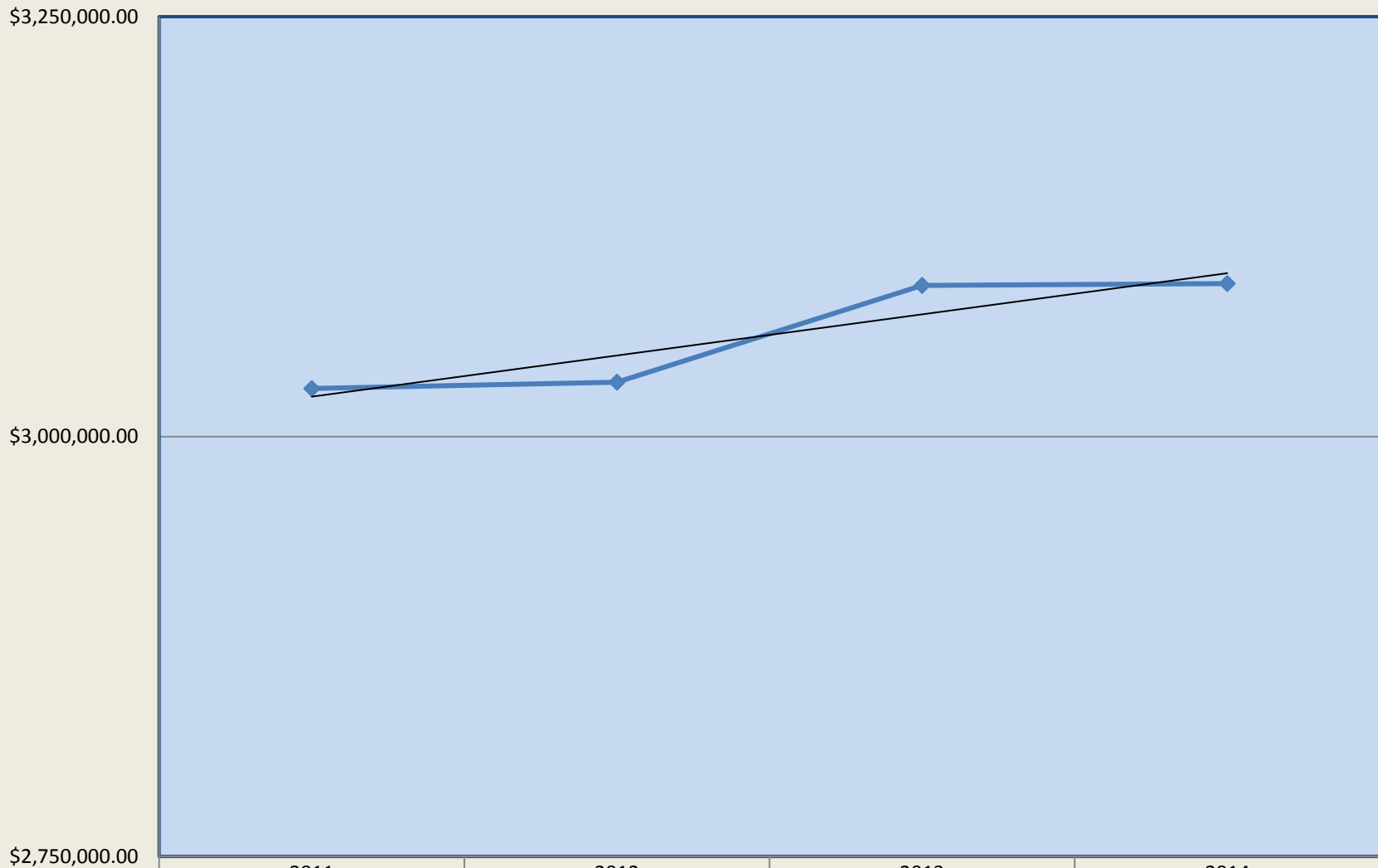
2011-2014



PENN TOWNSHIP, LANCASTER COUNTY

Expenditure Review- General Fund

2011-2014



◆ Total Expenditures

\$3,028,623.39

\$3,032,324.54

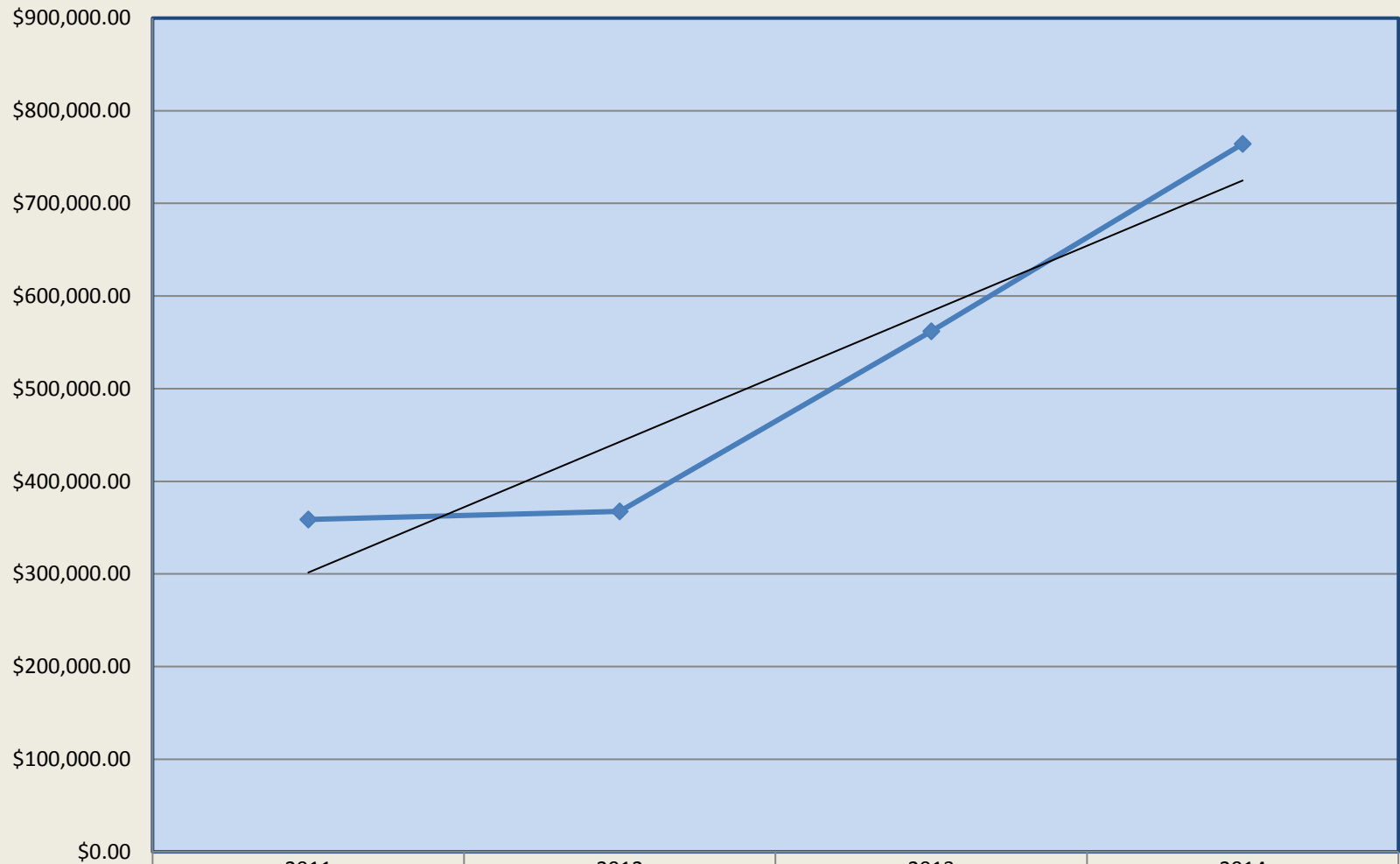
\$3,090,000.97

\$3,091,080.19

PENN TOWNSHIP, LANCASTER COUNTY

Fund Balance Review- General Fund

2011-2014



◆ Year-End Fund Balance

\$358,775.74

\$367,579.43

\$561,786.88

\$764,256.59

Fixed Rate Debt								
Fiscal Year End	G.O. Bonds Series of 2013- Advance Refunding Series of 2009- Wastewater Treatment Plant	G.O. Bonds Series of 2013- Advance Refunding Series of 2009- Streetscape	G.O. Bonds Series of 2013- Advance Refunding Series of 2009- Water Treatment Plant	G.O. Bonds Series of 2012- Miscellaneous Water System Improvements	G.O. Note Series of 2014- Roadway Improvements	Total Debt Service- General Fund	Total Debt Service-Sewer and Water Fund	Total Debt Service-All Funds
12/31/2015	415,652.50	73,575.00	199,747.50	125,765.00	182,861.40	256,436.40	741,165.00	997,601.40
12/31/2016	413,802.50	77,325.00	197,747.50	125,706.25	178,959.00	256,284.00	737,256.25	993,540.25
12/31/2017	419,952.50	75,700.00	195,247.50	125,640.00	183,975.30	259,675.30	740,840.00	1,000,515.30
12/31/2018	419,002.50	73,750.00	192,247.50	125,564.38	182,761.26	256,511.26	736,814.38	993,325.64
12/31/2019	427,602.50	76,725.00	189,247.50	125,473.76	178,533.66	255,258.66	742,323.76	997,582.42
12/31/2020	428,502.50	75,106.25	186,935.00	125,367.51	185,181.85	260,288.10	740,805.01	1,001,093.11
12/31/2021	426,506.25	78,843.75	185,197.50	125,251.88	181,631.30	260,475.05	736,955.63	997,430.68
12/31/2022	428,610.00	77,400.00	183,272.50	125,130.00	181,064.96	258,464.96	737,012.50	995,477.46
12/31/2023	434,730.00	75,825.00	181,172.50	124,990.00	184,268.28	260,093.28	740,892.50	1,000,985.78
12/31/2024			717,655.00	124,835.00	60,338.76	60,338.76	842,490.00	902,828.76
12/31/2025			707,518.75	124,680.00			832,198.75	832,198.75
12/31/2026			716,362.50	124,525.00			840,887.50	840,887.50
12/31/2027			713,955.00	124,370.00			838,325.00	838,325.00
12/31/2028			562,492.50	276,692.50			839,185.00	839,185.00
12/31/2029				842,067.50			842,067.50	842,067.50
12/31/2030				837,312.50			837,312.50	837,312.50
12/31/2031				840,955.00			840,955.00	840,955.00
12/31/2032				837,861.25			837,861.25	837,861.25
12/31/2033				234,197.50			234,197.50	234,197.50
12/31/2034								
TOTALS	3,814,361.25	684,250.00	5,128,798.75	5,496,385.03	1,699,575.77	2,383,825.77	14,439,545.03	16,823,370.80
Principal	3,455,000.00	620,000.00	4,115,000.00	3,560,000.00	1,500,000.00	2,120,000.00	11,130,000.00	13,250,000.00
Interest Only	359,361.25	64,250.00	1,013,798.75	1,936,385.03	199,575.77	263,825.77	3,309,545.03	3,573,370.80
Call Date	5/15/2018	5/15/2018	5/15/2018	5/15/2017				